

MEDTRONIC PLC FUTURE (MDTF) - EUX/C13

2024/07/16 18:50:42

Price
78.5905 USD

Difference  -0.14% (-0.11)

General attributes

Symbol	MDTFC13
Exchange	Eurex
Currency	USD
Security type	Future
Underlying	MEDTRONIC PLC
Maturity	07-2025
Contract size	100

Market data

Bid (Bid size)	- USD (-)
Ask (Ask size)	- USD (-)
Open	78.5905 USD
High	78.5905 USD
Low	78.5905 USD
Close (prev. day)	78.7016 USD
Underlying	MEDTRONIC PLC
Underlying price (date)	78.10 (24/07/16)
Settlement price (date)	78.59 (24/07/16)
Open Interest	0

Performance and Risk

	6m	1Y	3Y
Perf (%)	-11.12%	-12.66%	-
Perf (abs.)	-9.83	-11.40	-
Beta	-	-	-
Volatility	18.69	20.07	-

Futures and Options

Related Futures	-
Related Options	-

5Y










Information about previous performance does not guarantee future performance.
Source: FactSet

Price data

Ø price 5 days Ø volume 5 days (pcs.)	78.8887 USD (0)
Ø price 30 days Ø volume 30 days (pcs.)	80.4372 USD (0)
Ø price 100 days Ø volume 100 days (pcs.)	84.2541 USD (0)
Ø price 250 days Ø volume 250 days (pcs.)	83.1215 USD (0)
YTD High date	90.2732 USD (2024/01/31)
YTD Low date	78.5905 USD (2024/07/16)
52 Weeks High date	92.6713 USD (2023/07/24)
52 Weeks Low date	70.9306 USD (2023/10/30)

Recent Research

on sector		on market	
Date		Headline	Download
2024/07/12		Global Equity Ratings	
2024/06/21		Global Equity Ratings	
2024/06/14		Global Equity Ratings	
2024/05/29		Global Equity Ratings	
2024/04/26		Global Equity Ratings	