

# MEDTRONIC PLC FUTURE (MDTF) - EUX/C13

2024/05/06 18:29:55

**Price**  
**83.1702** USD

**Difference**  **-0.23% (-0.19)**

### General attributes

Symbol	MDTFC13
Exchange	Eurex
Currency	USD
Security type	Future
Underlying	MEDTRONIC PLC
Maturity	06-2025
Contract size	100

### Market data

Bid (Bid size)	- USD (-)
Ask (Ask size)	- USD (-)
Open	83.1702 USD
High	83.1702 USD
Low	83.1702 USD
Close (prev. day)	83.3588 USD
Underlying	MEDTRONIC PLC
Underlying price (date)	85.775 (24/05/22)
Settlement price (date)	87.73 (24/05/22)
Open Interest	0

### Performance and Risk

	6m	1Y	3Y
Perf (%)	+11.39%	-9.42%	-
Perf (abs.)	+8.51	-8.65	-
Beta	-	-	-
Volatility	19.34	19.98	-

### Futures and Options

Related Futures	-
Related Options	-

5Y











Information about previous performance does not guarantee future performance.  
Source: FactSet

### Price data

Ø price 5 days   Ø volume 5 days (pcs.)	82.8525 USD (0)
Ø price 30 days   Ø volume 30 days (pcs.)	83.9176 USD (0)
Ø price 100 days   Ø volume 100 days (pcs.)	85.8699 USD (0)
Ø price 250 days   Ø volume 250 days (pcs.)	84.3673 USD (0)
YTD High   date	90.2732 USD (2024/01/31)
YTD Low   date	80.2842 USD (2024/04/18)
52 Weeks High   date	92.6713 USD (2023/07/24)
52 Weeks Low   date	70.9306 USD (2023/10/30)

### Recent Research

on sector		on market	
Date		Headline	Download
2024/04/26		Global Equity Ratings	
2024/04/03		Global Equity Ratings	
2024/03/13		Global Equity Ratings	
2024/02/22		Global Equity Ratings	
2024/02/14		Global Equity Ratings	