

NEWMONT CORP. FUTURE (NEMF) - EUX/C12

2024/08/16 19:01:43

Price
51.0559 USD

Difference  1.28% (0.64)

General attributes

Symbol	NEMFC12
Exchange	Eurex
Currency	USD
Security type	Future
Underlying	NEWMONT CORP.
Maturity	08-2025
Contract size	100

Market data

Bid (Bid size)	- USD (-)
Ask (Ask size)	- USD (-)
Open	51.0559 USD
High	51.0559 USD
Low	51.0559 USD
Close (prev. day)	50.4128 USD
Underlying	NEWMONT CORP.
Underlying price (date)	50.21 (24/08/16)
Settlement price (date)	51.21 (24/08/16)
Open Interest	0

Performance and Risk

	6m	1Y	3Y
Perf (%)	+52.34%	+30.89%	-
Perf (abs.)	+17.54	+12.05	-
Beta	-	-	-
Volatility	45.64	39.17	-

Futures and Options

Related Futures	-
Related Options	-









Information about previous performance does not guarantee future performance.
Source: FactSet

Price data

Ø price 5 days Ø volume 5 days (pcs.)	50.2460 USD (0)
Ø price 30 days Ø volume 30 days (pcs.)	49.1353 USD (0)
Ø price 100 days Ø volume 100 days (pcs.)	44.2909 USD (0)
Ø price 250 days Ø volume 250 days (pcs.)	39.2958 USD (0)
YTD High date	51.0559 USD (2024/08/16)
YTD Low date	30.0222 USD (2024/02/28)
52 Weeks High date	51.0559 USD (2024/08/16)
52 Weeks Low date	30.0222 USD (2024/02/28)

Recent Research

on sector		on market	
Date		Headline	Download
2024/08/16		Akciové trhy - denní zpráva	
2024/08/15		Akciové trhy - denní zpráva	
2024/08/14		Akciové trhy - denní zpráva	
2024/08/13		Akciové trhy - denní zpráva	
2024/08/12		Global Equity Ratings	