

PARTNERS GROUP HOLDING AG FUTURE (PGHF) - EUX/C11

2024/08/07 18:43:26

Price
1,096.1458 CHFDifference  3.44% (36.50)

General attributes

Symbol	PGHFC11
Exchange	Eurex
Currency	CHF
Security type	Future
Underlying	PARTNERS GROUP HOLDING AG
Maturity	06-2025
Contract size	100

Market data

Bid (Bid size)	- CHF (-)
Ask (Ask size)	- CHF (-)
Open	1,096.1458 CHF
High	1,096.1458 CHF
Low	1,096.1458 CHF
Close (prev. day)	1,059.6501 CHF
Underlying	PARTNERS GROUP HOLDING AG
Underlying price (date)	1,115.50 (24/08/07)
Settlement price (date)	1,096.15 (24/08/07)
Open Interest	0

Performance and Risk

	6m	1Y	3Y
Perf (%)	-4.92%	+13.99%	-
Perf (abs.)	-56.70	+134.55	-
Beta	-	-	-
Volatility	29.61	26.11	-

Futures and Options

Related Futures	-
Related Options	-












Information about previous performance does not guarantee future performance.
Source: FactSet

Price data

Ø price 5 days Ø volume 5 days (pcs.)	1,093.6478 CHF (0)
Ø price 30 days Ø volume 30 days (pcs.)	1,169.6085 CHF (0)
Ø price 100 days Ø volume 100 days (pcs.)	1,205.5835 CHF (0)
Ø price 250 days Ø volume 250 days (pcs.)	1,120.3955 CHF (0)
YTD High date	1,296.5264 CHF (2024/03/21)
YTD Low date	1,059.2195 CHF (2024/08/05)
52 Weeks High date	1,296.5264 CHF (2024/03/21)
52 Weeks Low date	903.0449 CHF (2023/08/25)

Recent Research

on underlying	on sector	on market		
Date			Headline	Download
2022/12/19			Global Equity Ratings	
2022/11/28			Global Equity Ratings	
2022/11/18			Global Equity Ratings	
2022/10/31			Global Equity Ratings	
2022/10/05			Global Equity Ratings	