

PARTNERS GROUP HOLDING AG FUTURE (PGHF) - EUX/C11

2024/05/06 18:30:02

Price
1,198.8762 CHFDifference  0.96% (11.40)

General attributes

Symbol	PGHFC11
Exchange	Eurex
Currency	CHF
Security type	Future
Underlying	PARTNERS GROUP HOLDING AG
Maturity	03-2025
Contract size	100

Market data

Bid (Bid size)	- CHF (-)
Ask (Ask size)	- CHF (-)
Open	1,198.8762 CHF
High	1,198.8762 CHF
Low	1,198.8762 CHF
Close (prev. day)	1,187.4789 CHF
Underlying	PARTNERS GROUP HOLDING AG
Underlying price (date)	1,236.00 (24/05/07)
Settlement price (date)	1,198.88 (24/05/06)
Open Interest	0

Performance and Risk

	6m	1Y	3Y
Perf (%)	+25.19%	+38.31%	-
Perf (abs.)	+235.90	+324.70	-
Beta	-	-	-
Volatility	22.18	26.40	-

Futures and Options

Related Futures	-
Related Options	-












5Y

Information about previous performance does not guarantee future performance.
Source: FactSet

Price data

Ø price 5 days Ø volume 5 days (pcs.)	1,175.0095 CHF (0)
Ø price 30 days Ø volume 30 days (pcs.)	1,234.3613 CHF (0)
Ø price 100 days Ø volume 100 days (pcs.)	1,197.9113 CHF (0)
Ø price 250 days Ø volume 250 days (pcs.)	1,048.5896 CHF (0)
YTD High date	1,296.5264 CHF (2024/03/21)
YTD Low date	1,074.8972 CHF (2024/01/17)
52 Weeks High date	1,296.5264 CHF (2024/03/21)
52 Weeks Low date	802.7789 CHF (2023/07/06)

Recent Research

on underlying	on sector	on market		
Date			Headline	Download
2022/12/19			Global Equity Ratings	
2022/11/28			Global Equity Ratings	
2022/11/18			Global Equity Ratings	
2022/10/31			Global Equity Ratings	
2022/10/05			Global Equity Ratings	