

# ORION CORP. FUTURE (ORNG) - EUX/C12

2024/09/16 18:46:57

Price  
**46.2557** EUR

Difference  1.56% (0.71)

### General attributes

Symbol	ORNGC12
Exchange	Eurex
Currency	EUR
Security type	Future
Underlying	ORION CORPORATION B
Maturity	08-2025
Contract size	100

### Market data

Bid (Bid size)	- EUR (-)
Ask (Ask size)	- EUR (-)
Open	46.2557 EUR
High	46.2557 EUR
Low	46.2557 EUR
Close (prev. day)	45.5444 EUR
Underlying	ORION CORPORATION B
Underlying price (date)	47.09 (24/09/16)
Settlement price (date)	46.26 (24/09/16)
Open Interest	0

### Performance and Risk

	6m	1Y	3Y
Perf (%)	+27.96%	+23.04%	-
Perf (abs.)	+9.95	+8.53	-
Beta	-	-	-
Volatility	27.42	27.24	-

### Futures and Options

Related Futures	-
Related Options	-







Information about previous performance does not guarantee future performance.  
Source: FactSet

### Price data

Ø price 5 days   Ø volume 5 days (pcs.)	46.7005 EUR (0)
Ø price 30 days   Ø volume 30 days (pcs.)	45.5422 EUR (0)
Ø price 100 days   Ø volume 100 days (pcs.)	42.6833 EUR (0)
Ø price 250 days   Ø volume 250 days (pcs.)	38.9916 EUR (0)
YTD High   date	48.0239 EUR (2024/09/09)
YTD Low   date	31.9309 EUR (2024/04/22)
52 Weeks High   date	48.0239 EUR (2024/09/09)
52 Weeks Low   date	31.9309 EUR (2024/04/22)

### Recent Research

on sector	on market		
Date		Headline	Download
2024/09/11		Global Equity Ratings	
2024/09/05		Global Equity Ratings	
2024/08/12		Global Equity Ratings	
2024/07/24		Global Equity Ratings	
2024/07/12		Global Equity Ratings	