

# ORION CORP. FUTURE (ORNG) - EUX/C12

2024/07/10 18:34:37

**Price**  
39.9899 EUR

**Difference**  -0.11% (-0.05)

### General attributes

Symbol	ORNGC12
Exchange	Eurex
Currency	EUR
Security type	Future
Underlying	ORION CORPORATION B
Maturity	06-2025
Contract size	100

### Market data

Bid (Bid size)	- EUR (-)
Ask (Ask size)	- EUR (-)
Open	39.9899 EUR
High	39.9899 EUR
Low	39.9899 EUR
Close (prev. day)	40.0354 EUR
Underlying	ORION CORPORATION B
Underlying price (date)	41.15 (24/07/11)
Settlement price (date)	39.99 (24/07/10)
Open Interest	0

### Performance and Risk

	6m	1Y	3Y
Perf (%)	-0.07%	+1.42%	-
Perf (abs.)	-0.03	+0.55	-
Beta	-	-	-
Volatility	27.44	27.95	-

### Futures and Options

Related Futures	-
Related Options	-












Information about previous performance does not guarantee future performance.  
Source: FactSet

### Price data

Ø price 5 days   Ø volume 5 days (pcs.)	37.9295 EUR (0)
Ø price 30 days   Ø volume 30 days (pcs.)	- EUR (-)
Ø price 100 days   Ø volume 100 days (pcs.)	36.4692 EUR (0)
Ø price 250 days   Ø volume 250 days (pcs.)	37.1403 EUR (0)
YTD High   date	44.8356 EUR (2024/01/17)
YTD Low   date	31.9309 EUR (2024/04/22)
52 Weeks High   date	44.8356 EUR (2024/01/17)
52 Weeks Low   date	31.9309 EUR (2024/04/22)

### Recent Research

on sector	on market		
Date		Headline	Download
2024/06/21		Global Equity Ratings	
2024/06/14		Global Equity Ratings	
2024/05/29		Global Equity Ratings	
2024/04/26		Global Equity Ratings	
2024/04/03		Global Equity Ratings	