

PROCTER & GAMBLE CO., THE FUTURE (PGFF) - EUX/C12

2024/09/17 18:46:09

Price
178.5869 USD

Difference  -0.05% (-0.09)

General attributes

Symbol	PGFFC12
Exchange	Eurex
Currency	USD
Security type	Future
Underlying	PROCTER & GAMBLE CO
Maturity	08-2025
Contract size	100

Market data

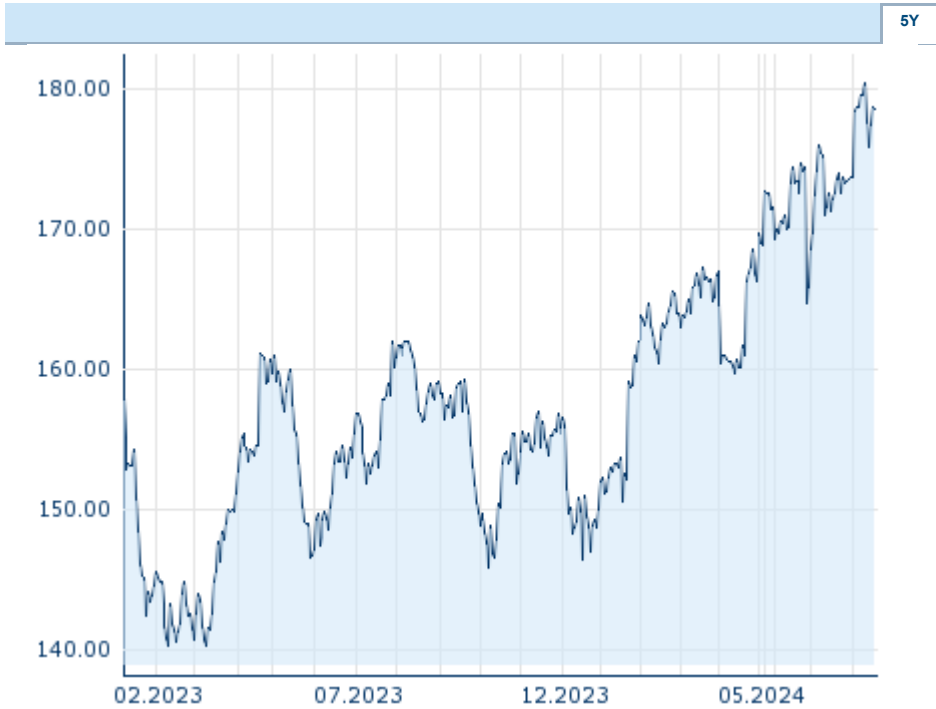
Bid (Bid size)	- USD (-)
Ask (Ask size)	- USD (-)
Open	178.5869 USD
High	178.5869 USD
Low	178.5869 USD
Close (prev. day)	178.6774 USD
Underlying	PROCTER & GAMBLE CO
Underlying price (date)	175.73 (24/09/18)
Settlement price (date)	178.59 (24/09/17)
Open Interest	0

Performance and Risk

	6m	1Y	3Y
Perf (%)	+8.12%	+12.35%	-
Perf (abs.)	+13.42	+19.63	-
Beta	-	-	-
Volatility	17.39	16.51	-

Futures and Options

Related Futures	-
Related Options	-











Information about previous performance does not guarantee future performance.
Source: FactSet

Price data

Ø price 5 days Ø volume 5 days (pcs.)	177.6271 USD (0)
Ø price 30 days Ø volume 30 days (pcs.)	175.2041 USD (0)
Ø price 100 days Ø volume 100 days (pcs.)	173.1046 USD (0)
Ø price 250 days Ø volume 250 days (pcs.)	161.9188 USD (0)
YTD High date	180.3960 USD (2024/09/10)
YTD Low date	150.5123 USD (2024/01/18)
52 Weeks High date	180.3960 USD (2024/09/10)
52 Weeks Low date	145.8592 USD (2023/10/09)

Recent Research

on underlying	on sector	on market	
Date		Headline	Download
2024/09/11		Global Equity Ratings	
2024/09/05		Global Equity Ratings	
2024/08/12		Global Equity Ratings	
2024/07/24		Global Equity Ratings	
2024/07/12		Global Equity Ratings	