

PROCTER & GAMBLE CO., THE FUTURE (PGFF) - EUX/C12

2024/08/15 18:48:26

Price
171.2098 USD

Difference  **-0.81% (-1.39)**

General attributes

Symbol	PGFFC12
Exchange	Eurex
Currency	USD
Security type	Future
Underlying	PROCTER & GAMBLE CO
Maturity	08-2025
Contract size	100

Market data

Bid (Bid size)	- USD (-)
Ask (Ask size)	- USD (-)
Open	171.2098 USD
High	171.2098 USD
Low	171.2098 USD
Close (prev. day)	172.6015 USD
Underlying	PROCTER & GAMBLE CO
Underlying price (date)	167.92 (24/08/15)
Settlement price (date)	170.71 (24/08/15)
Open Interest	0

Performance and Risk

	6m	1Y	3Y
Perf (%)	+5.56%	+6.85%	-
Perf (abs.)	+9.02	+10.97	-
Beta	-	-	-
Volatility	16.97	16.31	-

Futures and Options

Related Futures	-
Related Options	-

5Y











Information about previous performance does not guarantee future performance.
Source: FactSet

Price data

Ø price 5 days Ø volume 5 days (pcs.)	172.3363 USD (0)
Ø price 30 days Ø volume 30 days (pcs.)	171.7653 USD (0)
Ø price 100 days Ø volume 100 days (pcs.)	168.4380 USD (0)
Ø price 250 days Ø volume 250 days (pcs.)	159.9785 USD (0)
YTD High date	176.0431 USD (2024/08/07)
YTD Low date	150.5123 USD (2024/01/18)
52 Weeks High date	176.0431 USD (2024/08/07)
52 Weeks Low date	145.8592 USD (2023/10/09)

Recent Research

on underlying	on sector	on market	
Date		Headline	Download
2024/08/12		Global Equity Ratings	
2024/07/24		Global Equity Ratings	
2024/07/12		Global Equity Ratings	
2024/06/21		Global Equity Ratings	
2024/06/14		Global Equity Ratings	