

PROCTER & GAMBLE CO., THE FUTURE (PGFF) - EUX/C12

2024/05/02 18:23:57

Price
169.7167 USD

Difference  0.91% (1.53)

General attributes

Symbol	PGFFC12
Exchange	Eurex
Currency	USD
Security type	Future
Underlying	PROCTER & GAMBLE CO
Maturity	04-2025
Contract size	100

Market data

Bid (Bid size)	- USD (-)
Ask (Ask size)	- USD (-)
Open	169.7167 USD
High	169.7167 USD
Low	169.7167 USD
Close (prev. day)	168.1873 USD
Underlying	PROCTER & GAMBLE CO
Underlying price (date)	163.84 (24/05/02)
Settlement price (date)	169.72 (24/05/02)
Open Interest	0

Performance and Risk

	6m	1Y	3Y
Perf (%)	+9.08%	+6.26%	-
Perf (abs.)	+14.13	+10.00	-
Beta	-	-	-
Volatility	15.57	14.53	-

Futures and Options

Related Futures	-
Related Options	-











5Y

Information about previous performance does not guarantee future performance.
Source: FactSet

Price data

Ø price 5 days Ø volume 5 days (pcs.)	167.9042 USD (0)
Ø price 30 days Ø volume 30 days (pcs.)	164.0706 USD (0)
Ø price 100 days Ø volume 100 days (pcs.)	159.7855 USD (0)
Ø price 250 days Ø volume 250 days (pcs.)	156.7489 USD (0)
YTD High date	169.7167 USD (2024/05/02)
YTD Low date	150.5123 USD (2024/01/18)
52 Weeks High date	169.7167 USD (2024/05/02)
52 Weeks Low date	145.8592 USD (2023/10/09)

Recent Research

on underlying	on sector	on market	
Date		Headline	Download
2024/04/26		Global Equity Ratings	
2024/04/03		Global Equity Ratings	
2024/03/13		Global Equity Ratings	
2024/02/22		Global Equity Ratings	
2024/02/14		Global Equity Ratings	