

PROCTER & GAMBLE CO., THE FUTURE (PGFF) - EUX/C1

2024/07/16 18:50:50

Price
165.2592 USD

Difference  0.08% (0.13)

General attributes

Symbol	PGFFC1
Exchange	Eurex
Currency	USD
Security type	Future
Underlying	PROCTER & GAMBLE CO
Maturity	07-2024
Contract size	100

Market data

Bid (Bid size)	- USD (-)
Ask (Ask size)	- USD (-)
Open	165.2592 USD
High	165.2592 USD
Low	165.2592 USD
Close (prev. day)	165.1294 USD
Underlying	PROCTER & GAMBLE CO
Underlying price (date)	168.06 (24/07/17)
Settlement price (date)	165.26 (24/07/16)
Open Interest	0

Performance and Risk

	6m	1Y	3Y
Perf (%)	+10.86%	+11.37%	-
Perf (abs.)	+16.19	+16.87	-
Beta	-	-	-
Volatility	15.51	15.06	-

Futures and Options

Related Futures	-
Related Options	-








5Y

Information about previous performance does not guarantee future performance.
Source: FactSet

Price data

Ø price 5 days Ø volume 5 days (pcs.)	165.4919 USD (0)
Ø price 30 days Ø volume 30 days (pcs.)	166.2011 USD (0)
Ø price 100 days Ø volume 100 days (pcs.)	161.0819 USD (0)
Ø price 250 days Ø volume 250 days (pcs.)	154.2560 USD (0)
YTD High date	168.4311 USD (2024/06/17)
YTD Low date	146.5218 USD (2024/01/18)
52 Weeks High date	168.4311 USD (2024/06/17)
52 Weeks Low date	141.2753 USD (2023/10/09)

Recent Research

on underlying	on sector	on market	
Date		Headline	Download
2024/07/12		Global Equity Ratings	
2024/06/21		Global Equity Ratings	
2024/06/14		Global Equity Ratings	
2024/05/29		Global Equity Ratings	
2024/04/26		Global Equity Ratings	