

PROCTER & GAMBLE CO., THE FUTURE (PGFF) - EUX/C1

2024/05/06 18:30:02

Price
163.5647 USD

Difference  **-0.08% (-0.13)**

General attributes

Symbol	PGFFC1
Exchange	Eurex
Currency	USD
Security type	Future
Underlying	PROCTER & GAMBLE CO
Maturity	05-2024
Contract size	100

Market data

Bid (Bid size)	- USD (-)
Ask (Ask size)	- USD (-)
Open	163.5647 USD
High	163.5647 USD
Low	163.5647 USD
Close (prev. day)	163.6971 USD
Underlying	PROCTER & GAMBLE CO
Underlying price (date)	166.51 (24/05/15)
Settlement price (date)	166.13 (24/05/15)
Open Interest	0

Performance and Risk

	6m	1Y	3Y
Perf (%)	+8.38%	+4.49%	-
Perf (abs.)	+12.65	+7.04	-
Beta	-	-	-
Volatility	15.72	14.55	-

Futures and Options

Related Futures	-
Related Options	-











5Y

Information about previous performance does not guarantee future performance.
 Source: FactSet

Price data

Ø price 5 days Ø volume 5 days (pcs.)	163.0456 USD (0)
Ø price 30 days Ø volume 30 days (pcs.)	159.1384 USD (0)
Ø price 100 days Ø volume 100 days (pcs.)	155.6356 USD (0)
Ø price 250 days Ø volume 250 days (pcs.)	152.4853 USD (0)
YTD High date	164.2819 USD (2024/05/02)
YTD Low date	146.5218 USD (2024/01/18)
52 Weeks High date	164.2819 USD (2024/05/02)
52 Weeks Low date	141.2753 USD (2023/10/09)

Recent Research

on underlying	on sector	on market	
Date		Headline	Download
2024/04/26		Global Equity Ratings	
2024/04/03		Global Equity Ratings	
2024/03/13		Global Equity Ratings	
2024/02/22		Global Equity Ratings	
2024/02/14		Global Equity Ratings	