

## L'OREAL FUTURE (LORF) - EUX/C12

2024/10/18 19:07:17

Price  
**377.3575** EURDifference  0.13% (0.49)

## General attributes

Symbol	LORFC12
Exchange	Eurex
Currency	EUR
Security type	Future
Underlying	L'OREAL S.A.
Maturity	10-2025
Contract size	100

## Market data

Bid (Bid size)	- EUR (-)
Ask (Ask size)	- EUR (-)
Open	377.3575 EUR
High	377.3575 EUR
Low	377.3575 EUR
Close (prev. day)	376.8694 EUR
Underlying	L'OREAL S.A.
Underlying price (date)	372.70 (24/10/18)
Settlement price (date)	377.92 (24/10/18)
Open Interest	0

## Performance and Risk

	6m	1Y	3Y
Perf (%)	-12.74%	-3.75%	-
Perf (abs.)	-55.09	-14.71	-
Beta	-	-	-
Volatility	27.23	23.91	-

## Futures and Options

Related Futures	-
Related Options	-

5Y












Information about previous performance does not guarantee future performance.  
Source: FactSet

## Price data

Ø price 5 days   Ø volume 5 days (pcs.)	381.0705 EUR (0)
Ø price 30 days   Ø volume 30 days (pcs.)	387.8350 EUR (0)
Ø price 100 days   Ø volume 100 days (pcs.)	399.5786 EUR (0)
Ø price 250 days   Ø volume 250 days (pcs.)	427.0914 EUR (0)
YTD High   date	465.3481 EUR (2024/02/05)
YTD Low   date	370.7343 EUR (2024/09/12)
52 Weeks High   date	465.3481 EUR (2024/02/05)
52 Weeks Low   date	370.7343 EUR (2024/09/12)

## Recent Research

on underlying	on sector	on market		
Date			Headline	Download
2024/09/27			Global Equity Ratings	
2024/09/11			Global Equity Ratings	
2024/09/05			Global Equity Ratings	
2024/08/12			Global Equity Ratings	
2024/07/24			Global Equity Ratings	