

L'OREAL FUTURE (LORF) - EUX/C12

2024/08/20 18:50:51

Price
392.0551 EUR

Difference  -0.17% (-0.65)

General attributes

Symbol	LORFC12
Exchange	Eurex
Currency	EUR
Security type	Future
Underlying	L'OREAL S.A.
Maturity	08-2025
Contract size	100

Market data

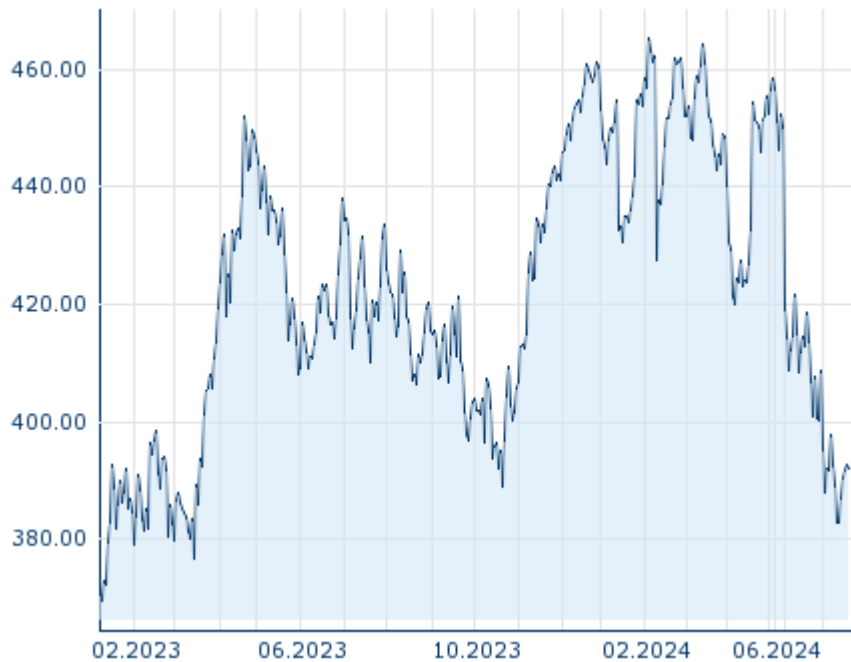
Bid (Bid size)	- EUR (-)
Ask (Ask size)	- EUR (-)
Open	392.0551 EUR
High	392.0551 EUR
Low	392.0551 EUR
Close (prev. day)	392.7035 EUR
Underlying	L'OREAL S.A.
Underlying price (date)	388.35 (24/08/21)
Settlement price (date)	392.06 (24/08/20)
Open Interest	0

Performance and Risk

	6m	1Y	3Y
Perf (%)	-13.67%	-3.71%	-
Perf (abs.)	-62.10	-15.12	-
Beta	-	-	-
Volatility	22.70	21.64	-

Futures and Options

Related Futures	-
Related Options	-












5Y

Information about previous performance does not guarantee future performance.
 Source: FactSet

Price data

Ø price 5 days Ø volume 5 days (pcs.)	390.7235 EUR (0)
Ø price 30 days Ø volume 30 days (pcs.)	401.1948 EUR (0)
Ø price 100 days Ø volume 100 days (pcs.)	420.3589 EUR (0)
Ø price 250 days Ø volume 250 days (pcs.)	430.0701 EUR (0)
YTD High date	465.3481 EUR (2024/02/05)
YTD Low date	382.7756 EUR (2024/08/12)
52 Weeks High date	465.3481 EUR (2024/02/05)
52 Weeks Low date	382.7756 EUR (2024/08/12)

Recent Research

on underlying	on sector	on market	
Date		Headline	Download
2024/08/12		Global Equity Ratings	
2024/07/24		Global Equity Ratings	
2024/07/12		Global Equity Ratings	
2024/06/21		Global Equity Ratings	
2024/06/14		Global Equity Ratings	