

L'OREAL FUTURE (LORF) - EUX/C12

2024/07/16 18:50:41

Price
408.5202 EURDifference  -1.58% (-6.57)

General attributes

Symbol	LORFC12
Exchange	Eurex
Currency	EUR
Security type	Future
Underlying	L'OREAL S.A.
Maturity	06-2025
Contract size	100

Market data

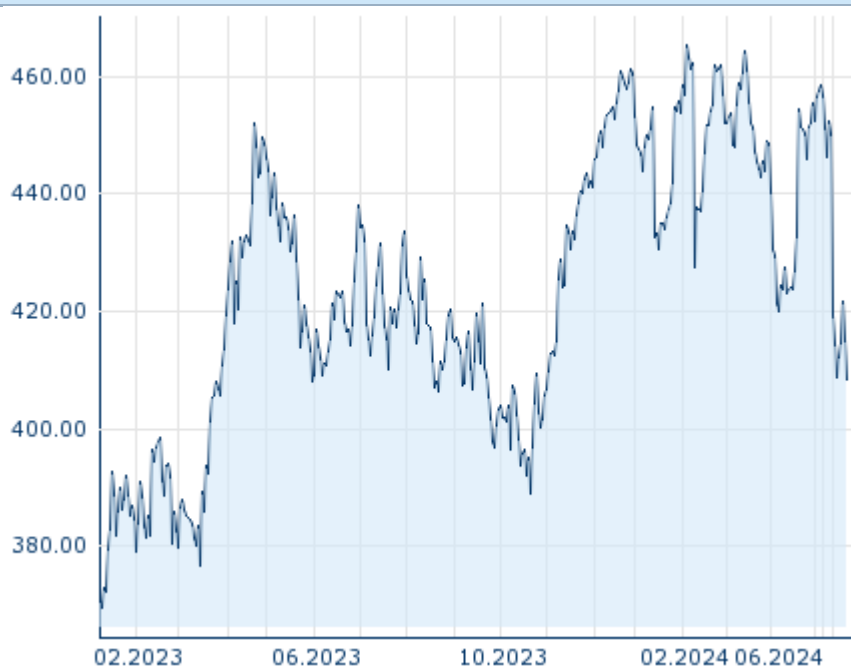
Bid (Bid size)	- EUR (-)
Ask (Ask size)	- EUR (-)
Open	408.5202 EUR
High	408.5202 EUR
Low	408.5202 EUR
Close (prev. day)	415.0874 EUR
Underlying	L'OREAL S.A.
Underlying price (date)	401.65 (24/07/17)
Settlement price (date)	408.52 (24/07/16)
Open Interest	0

Performance and Risk

	6m	1Y	3Y
Perf (%)	-5.71%	-5.34%	-
Perf (abs.)	-24.75	-23.04	-
Beta	-	-	-
Volatility	25.36	21.54	-

Futures and Options

Related Futures	-
Related Options	-












5Y

Information about previous performance does not guarantee future performance.
Source: FactSet

Price data

Ø price 5 days Ø volume 5 days (pcs.)	414.4087 EUR (0)
Ø price 30 days Ø volume 30 days (pcs.)	428.5958 EUR (0)
Ø price 100 days Ø volume 100 days (pcs.)	442.4874 EUR (0)
Ø price 250 days Ø volume 250 days (pcs.)	432.4202 EUR (0)
YTD High date	465.3481 EUR (2024/02/05)
YTD Low date	408.5202 EUR (2024/07/16)
52 Weeks High date	465.3481 EUR (2024/02/05)
52 Weeks Low date	388.8616 EUR (2023/10/20)

Recent Research

on underlying	on sector	on market	
Date		Headline	Download
2024/07/12		Global Equity Ratings	
2024/06/21		Global Equity Ratings	
2024/06/14		Global Equity Ratings	
2024/05/29		Global Equity Ratings	
2024/04/26		Global Equity Ratings	