

OCI N.V. FUTURE (OICG) - EUX/C11

2024/08/15 18:48:24

Price
26.7627 EUR

Difference  1.24% (0.33)

General attributes

Symbol	OICGC11
Exchange	Eurex
Currency	EUR
Security type	Future
Underlying	OCI N.V.
Maturity	07-2025
Contract size	100

Market data

Bid (Bid size)	- EUR (-)
Ask (Ask size)	- EUR (-)
Open	26.7627 EUR
High	26.7627 EUR
Low	26.7627 EUR
Close (prev. day)	26.4354 EUR
Underlying	OCI N.V.
Underlying price (date)	26.34 (24/08/16)
Settlement price (date)	26.82 (24/08/15)
Open Interest	0

Performance and Risk

	6m	1Y	3Y
Perf (%)	-4.17%	+15.43%	-
Perf (abs.)	-1.17	+3.58	-
Beta	-	-	-
Volatility	33.87	46.32	-

Futures and Options

Related Futures	-
Related Options	-

5Y










Information about previous performance does not guarantee future performance.
Source: FactSet

Price data

Ø price 5 days Ø volume 5 days (pcs.)	26.6442 EUR (0)
Ø price 30 days Ø volume 30 days (pcs.)	24.1706 EUR (0)
Ø price 100 days Ø volume 100 days (pcs.)	24.9101 EUR (0)
Ø price 250 days Ø volume 250 days (pcs.)	24.0036 EUR (0)
YTD High date	27.9286 EUR (2024/02/15)
YTD Low date	21.7321 EUR (2024/08/02)
52 Weeks High date	27.9286 EUR (2024/02/15)
52 Weeks Low date	18.0785 EUR (2023/12/07)

Recent Research

on sector		on market	
Date		Headline	Download
2024/08/12		Global Equity Ratings	
2024/07/24		Global Equity Ratings	
2024/07/12		Global Equity Ratings	
2024/06/21		Global Equity Ratings	
2024/06/14		Global Equity Ratings	