

ACS, ACT.DE CONSTR.Y SERV. SA FUTURE (OCIG) - EUX/C11

2024/07/16 18:50:44

Price
40.032 EUR

Difference  -0.06% (-0.02)

General attributes

Symbol	OCIGC11
Exchange	Eurex
Currency	EUR
Security type	Future
Underlying	ACS ACTIVIDADES DE CONSTRUCCIÓN Y SERVICIOS SA
Maturity	05-2025
Contract size	100

Market data

Bid (Bid size)	- EUR (-)
Ask (Ask size)	- EUR (-)
Open	40.032 EUR
High	40.032 EUR
Low	40.032 EUR
Close (prev. day)	40.0566 EUR
Underlying	ACS ACTIVIDADES DE CONSTRUCCIÓN Y SERVICIOS SA
Underlying price (date)	39.20 (24/07/16)
Settlement price (date)	40.03 (24/07/16)
Open Interest	0

Performance and Risk

	6m	1Y	3Y
Perf (%)	+1.20%	+31.89%	-
Perf (abs.)	+0.47	+9.69	-
Beta	-	-	-
Volatility	27.07	21.83	-

Futures and Options

Related Futures	-
Related Options	-

5Y












Information about previous performance does not guarantee future performance.
Source: FactSet

Price data

Ø price 5 days Ø volume 5 days (pcs.)	- EUR (-)
Ø price 30 days Ø volume 30 days (pcs.)	39.257 EUR (0)
Ø price 100 days Ø volume 100 days (pcs.)	37.897 EUR (0)
Ø price 250 days Ø volume 250 days (pcs.)	35.451 EUR (0)
YTD High date	40.213 EUR (2024/07/12)
YTD Low date	35.296 EUR (2024/01/29)
52 Weeks High date	40.213 EUR (2024/07/12)
52 Weeks Low date	29.898 EUR (2023/07/24)

Recent Research

on sector		on market	
Date		Headline	Download
2024/07/12		Global Equity Ratings	
2024/06/21		Global Equity Ratings	
2024/06/14		Global Equity Ratings	
2024/05/29		Global Equity Ratings	
2024/04/26		Global Equity Ratings	