

## ACS, ACT.DE CONSTR.Y SERV. SA FUTURE (OCIG) - EUX/C11

2024/06/21 19:17:33

Price  
**38.8809** EURDifference  -1.94% (-0.77)

## General attributes

Symbol	OCIGC11
Exchange	Eurex
Currency	EUR
Security type	Future
Underlying	ACS ACTIVIDADES DE CONSTRUCCIÓN Y SERVICIOS SA
Maturity	05-2025
Contract size	100

## Market data

Bid (Bid size)	- EUR (-)
Ask (Ask size)	- EUR (-)
Open	38.8809 EUR
High	38.8809 EUR
Low	38.8809 EUR
Close (prev. day)	39.6488 EUR
Underlying	ACS ACTIVIDADES DE CONSTRUCCIÓN Y SERVICIOS SA
Underlying price (date)	40.02 (24/06/27)
Settlement price (date)	39.41 (24/06/27)
Open Interest	0

## Performance and Risk

	6m	1Y	3Y
Perf (%)	-0.79%	+27.05%	-
Perf (abs.)	-0.31	+8.28	-
Beta	-	-	-
Volatility	25.51	21.25	-

## Futures and Options

Related Futures	-
Related Options	-

5Y






Information about previous performance does not guarantee future performance.  
Source: FactSet

## Price data

Ø price 5 days   Ø volume 5 days (pcs.)	38.9064 EUR (0)
Ø price 30 days   Ø volume 30 days (pcs.)	- EUR (-)
Ø price 100 days   Ø volume 100 days (pcs.)	37.4021 EUR (0)
Ø price 250 days   Ø volume 250 days (pcs.)	35.0609 EUR (0)
YTD High   date	39.8939 EUR (2024/03/21)
YTD Low   date	35.2955 EUR (2024/01/29)
52 Weeks High   date	39.8939 EUR (2024/03/21)
52 Weeks Low   date	29.8440 EUR (2023/07/06)

## Recent Research

on sector		on market	
Date		Headline	Download
2024/06/21		Global Equity Ratings	
2024/06/14		Global Equity Ratings	
2024/05/29		Global Equity Ratings	
2024/04/26		Global Equity Ratings	
2024/04/03		Global Equity Ratings	