

PEPSICO INC. FUTURE (PEPF) - EUX/C1

2024/07/26 18:35:41

Price
172.5715 USDDifference  0.66% (1.14)

General attributes

Symbol	PEPFC1
Exchange	Eurex
Currency	USD
Security type	Future
Underlying	PEPSICO INC.
Maturity	08-2024
Contract size	100

Market data

Bid (Bid size)	- USD (-)
Ask (Ask size)	- USD (-)
Open	172.5715 USD
High	172.5715 USD
Low	172.5715 USD
Close (prev. day)	171.4325 USD
Underlying	PEPSICO INC.
Underlying price (date)	172.75 (24/07/26)
Settlement price (date)	172.57 (24/07/26)
Open Interest	0

Performance and Risk

	6m	1Y	3Y
Perf (%)	+2.77%	-10.30%	-
Perf (abs.)	+4.65	-19.81	-
Beta	-	-	-
Volatility	20.22	17.41	-

Futures and Options

Related Futures	-
Related Options	-

5Y












Information about previous performance does not guarantee future performance.
Source: FactSet

Price data

Ø price 5 days Ø volume 5 days (pcs.)	169.5932 USD (0)
Ø price 30 days Ø volume 30 days (pcs.)	167.8331 USD (0)
Ø price 100 days Ø volume 100 days (pcs.)	170.0959 USD (0)
Ø price 250 days Ø volume 250 days (pcs.)	170.1323 USD (0)
YTD High date	178.0860 USD (2024/04/25)
YTD Low date	163.1832 USD (2024/03/07)
52 Weeks High date	191.7167 USD (2023/07/28)
52 Weeks Low date	158.3178 USD (2023/10/12)

Recent Research

on underlying	on sector	on market	
Date		Headline	Download
2024/07/24		Global Equity Ratings	
2024/07/12		Global Equity Ratings	
2024/06/21		Global Equity Ratings	
2024/06/14		Global Equity Ratings	
2024/05/29		Global Equity Ratings	