

## PEPSICO INC. FUTURE (PEPF) - EUX/C1

2024/04/23 18:24:58

Price  
**172.5566** USDDifference  -2.31% (-4.08)

## General attributes

Symbol	PEPFC1
Exchange	Eurex
Currency	USD
Security type	Future
Underlying	PEPSICO INC.
Maturity	05-2024
Contract size	100

## Market data

Bid (Bid size)	- USD (-)
Ask (Ask size)	- USD (-)
Open	172.5566 USD
High	172.5566 USD
Low	172.5566 USD
Close (prev. day)	176.6405 USD
Underlying	PEPSICO INC.
Underlying price (date)	171.33 (24/04/23)
Settlement price (date)	172.56 (24/04/23)
Open Interest	0

## Performance and Risk

	6m	1Y	3Y
Perf (%)	+6.97%	-7.31%	-
Perf (abs.)	+11.25	-13.60	-
Beta	-	-	-
Volatility	15.26	15.40	-

## Futures and Options

Related Futures	-
Related Options	-












Information about previous performance does not guarantee future performance.  
Source: FactSet

## Price data

Ø price 5 days   Ø volume 5 days (pcs.)	172.1364 USD (0)
Ø price 30 days   Ø volume 30 days (pcs.)	170.3193 USD (0)
Ø price 100 days   Ø volume 100 days (pcs.)	168.7037 USD (0)
Ø price 250 days   Ø volume 250 days (pcs.)	174.6624 USD (0)
YTD High   date	176.6405 USD (2024/04/22)
YTD Low   date	163.1832 USD (2024/03/07)
52 Weeks High   date	195.3445 USD (2023/05/12)
52 Weeks Low   date	158.3178 USD (2023/10/12)

## Recent Research

on underlying	on sector	on market	
Date		Headline	Download
2024/04/03		Global Equity Ratings	
2024/03/13		Global Equity Ratings	
2024/02/22		Global Equity Ratings	
2024/02/14		Global Equity Ratings	
2024/01/23		Global Equity Ratings	