

MCDONALD'S CORP. FUTURE (MCDF) - EUX/C12

2024/04/19 18:42:12

Price
278.2827 USD

Difference  0.25% (0.70)

General attributes

Symbol	MCDFC12
Exchange	Eurex
Currency	USD
Security type	Future
Underlying	MCDONALD'S CORPORATION COM
Maturity	04-2025
Contract size	100

Market data

Bid (Bid size)	- USD (-)
Ask (Ask size)	- USD (-)
Open	278.2827 USD
High	278.2827 USD
Low	278.2827 USD
Close (prev. day)	277.587 USD
Underlying	MCDONALD'S CORPORATION COM
Underlying price (date)	271.99 (24/04/19)
Settlement price (date)	279.33 (24/04/19)
Open Interest	0

Performance and Risk

	6m	1Y	3Y
Perf (%)	+3.49%	-6.81%	-
Perf (abs.)	+9.39	-20.35	-
Beta	-	-	-
Volatility	16.22	15.06	-

Futures and Options

Related Futures	-
Related Options	-

5Y












Information about previous performance does not guarantee future performance.
Source: FactSet

Price data

Ø price 5 days Ø volume 5 days (pcs.)	275.6856 USD (0)
Ø price 30 days Ø volume 30 days (pcs.)	285.5141 USD (0)
Ø price 100 days Ø volume 100 days (pcs.)	295.6259 USD (0)
Ø price 250 days Ø volume 250 days (pcs.)	292.4040 USD (0)
YTD High date	309.7163 USD (2024/01/24)
YTD Low date	272.5175 USD (2024/04/10)
52 Weeks High date	309.7163 USD (2024/01/24)
52 Weeks Low date	254.6522 USD (2023/10/13)

Recent Research

on underlying	on sector	on market	
Date		Headline	Download
2024/04/03		Global Equity Ratings	
2024/03/13		Global Equity Ratings	
2024/02/22		Global Equity Ratings	
2024/02/14		Global Equity Ratings	
2024/01/23		Global Equity Ratings	