

MERCK & CO. INC. FUTURE (MCCF) - EUX/C12

2024/08/30 18:36:56

5Y

Price
119.7743 USD
 Difference  -0.11% (-0.13)

General attributes

Symbol MCCFC12
 Exchange Eurex
 Currency USD
 Security type Future
 Underlying MERCK & CO. INC.
 Maturity 08-2025
 Contract size 100

Market data

Bid (Bid size) - USD (-)
 Ask (Ask size) - USD (-)
 Open 119.7743 USD
 High 119.7743 USD
 Low 119.7743 USD
 Close (prev. day) 119.9034 USD
 Underlying MERCK & CO. INC.
 Underlying price (date) 118.45 (24/08/30)
 Settlement price (date) 119.77 (24/08/30)
 Open Interest 0

Performance and Risk

	6m	1Y	3Y
Perf (%)	-8.87%	+6.20%	-
Perf (abs.)	-11.66	+6.99	-
Beta	-	-	-
Volatility	24.18	20.61	-

Futures and Options

Related Futures -
 Related Options -










Information about previous performance does not guarantee future performance.
 Source: FactSet

Price data

Ø price 5 days Ø volume 5 days (pcs.)	119.1574 USD (0)
Ø price 30 days Ø volume 30 days (pcs.)	119.2212 USD (0)
Ø price 100 days Ø volume 100 days (pcs.)	124.8427 USD (0)
Ø price 250 days Ø volume 250 days (pcs.)	118.4716 USD (0)
YTD High date	135.6380 USD (2024/03/28)
YTD Low date	113.1269 USD (2024/08/07)
52 Weeks High date	135.6380 USD (2024/03/28)
52 Weeks Low date	102.1060 USD (2023/10/19)

Recent Research

on underlying	on sector	on market	
Date		Headline	Download
2024/08/12		Global Equity Ratings	
2024/07/24		Global Equity Ratings	
2024/07/12		Global Equity Ratings	
2024/06/21		Global Equity Ratings	
2024/06/14		Global Equity Ratings	