

MTU AERO ENGINES AG FUTURE (MTXF) - EUX/C1

2024/09/17 18:46:05

Price
269.787 EUR

Difference  **-2.43% (-6.73)**

General attributes

Symbol	MTXFC1
Exchange	Eurex
Currency	EUR
Security type	Future
Underlying	MTU AERO ENGINES AG
Maturity	09-2024
Contract size	100

Market data

Bid (Bid size)	- EUR (-)
Ask (Ask size)	- EUR (-)
Open	269.787 EUR
High	269.787 EUR
Low	269.787 EUR
Close (prev. day)	276.5188 EUR
Underlying	MTU AERO ENGINES AG
Underlying price (date)	270.30 (24/09/18)
Settlement price (date)	269.79 (24/09/17)
Open Interest	0

Performance and Risk

	6m	1Y	3Y
Perf (%)	+20.12%	+55.05%	-
Perf (abs.)	+45.19	+95.79	-
Beta	-	-	-
Volatility	25.95	23.75	-

Futures and Options

Related Futures	-
Related Options	-

5Y












Information about previous performance does not guarantee future performance.
Source: FactSet

Price data

Ø price 5 days Ø volume 5 days (pcs.)	274.903 EUR (0)
Ø price 30 days Ø volume 30 days (pcs.)	267.965 EUR (0)
Ø price 100 days Ø volume 100 days (pcs.)	256.732 EUR (0)
Ø price 250 days Ø volume 250 days (pcs.)	216.769 EUR (1)
YTD High date	279.410 EUR (2024/09/13)
YTD Low date	194.141 EUR (2024/01/03)
52 Weeks High date	279.410 EUR (2024/09/13)
52 Weeks Low date	161.711 EUR (2023/09/21)

Recent Research

on sector		on market	
Date		Headline	Download
2024/09/11		Global Equity Ratings	
2024/09/05		Global Equity Ratings	
2024/08/12		Global Equity Ratings	
2024/07/24		Global Equity Ratings	
2024/07/12		Global Equity Ratings	