

MCDONALD'S CORP. FUTURE (MCDF) - EUX/C10

2024/08/20 18:50:52

Price
292.6648 USD

Difference  0.17% (0.50)

General attributes

Symbol	MCDFC10
Exchange	Eurex
Currency	USD
Security type	Future
Underlying	MCDONALD'S CORPORATION COM
Maturity	06-2025
Contract size	100

Market data

Bid (Bid size)	- USD (-)
Ask (Ask size)	- USD (-)
Open	292.6648 USD
High	292.6648 USD
Low	292.6648 USD
Close (prev. day)	292.1615 USD
Underlying	MCDONALD'S CORPORATION COM
Underlying price (date)	286.91 (24/08/21)
Settlement price (date)	292.66 (24/08/20)
Open Interest	0

Performance and Risk

	6m	1Y	3Y
Perf (%)	-2.82%	+0.62%	-
Perf (abs.)	-8.51	+1.80	-
Beta	-	-	-
Volatility	22.71	18.92	-

Futures and Options

Related Futures	-
Related Options	-













Information about previous performance does not guarantee future performance.
Source: FactSet

Price data

Ø price 5 days Ø volume 5 days (pcs.)	284.5107 USD (0)
Ø price 30 days Ø volume 30 days (pcs.)	270.8577 USD (0)
Ø price 100 days Ø volume 100 days (pcs.)	272.9109 USD (0)
Ø price 250 days Ø volume 250 days (pcs.)	283.7218 USD (0)
YTD High date	309.0567 USD (2024/01/24)
YTD Low date	256.0644 USD (2024/06/18)
52 Weeks High date	309.0567 USD (2024/01/24)
52 Weeks Low date	253.8651 USD (2023/10/13)

Recent Research

on underlying	on sector	on market	
Date		Headline	Download
2024/08/12		Global Equity Ratings	
2024/07/24		Global Equity Ratings	
2024/07/12		Global Equity Ratings	
2024/06/21		Global Equity Ratings	
2024/06/14		Global Equity Ratings	

5Y