

MCDONALD'S CORP. FUTURE (MCDF) - EUX/C10

2024/05/03 18:33:05

Price
277.5155 USD

Difference  -1.89% (-5.35)

General attributes

Symbol	MCDFC10
Exchange	Eurex
Currency	USD
Security type	Future
Underlying	MCDONALD'S CORPORATION COM
Maturity	02-2025
Contract size	100

Market data

Bid (Bid size)	- USD (-)
Ask (Ask size)	- USD (-)
Open	277.5155 USD
High	277.5155 USD
Low	277.5155 USD
Close (prev. day)	282.8609 USD
Underlying	MCDONALD'S CORPORATION COM
Underlying price (date)	270.31 (24/05/03)
Settlement price (date)	277.52 (24/05/03)
Open Interest	0

Performance and Risk

	6m	1Y	3Y
Perf (%)	+0.66%	-8.40%	-
Perf (abs.)	+1.82	-25.46	-
Beta	-	-	-
Volatility	16.30	15.28	-

Futures and Options

Related Futures	-
Related Options	-












5Y

Information about previous performance does not guarantee future performance.
Source: FactSet

Price data

Ø price 5 days Ø volume 5 days (pcs.)	280.6706 USD (0)
Ø price 30 days Ø volume 30 days (pcs.)	280.6450 USD (0)
Ø price 100 days Ø volume 100 days (pcs.)	293.4776 USD (0)
Ø price 250 days Ø volume 250 days (pcs.)	290.2439 USD (0)
YTD High date	309.0567 USD (2024/01/24)
YTD Low date	271.6911 USD (2024/04/10)
52 Weeks High date	309.0567 USD (2024/01/24)
52 Weeks Low date	253.8651 USD (2023/10/13)

Recent Research

on underlying	on sector	on market	
Date		Headline	Download
2024/04/26		Global Equity Ratings	
2024/04/03		Global Equity Ratings	
2024/03/13		Global Equity Ratings	
2024/02/22		Global Equity Ratings	
2024/02/14		Global Equity Ratings	