

MCDONALD'S CORP. FUTURE (MCDF) - EUX/C1

2024/07/16 18:50:42

5Y

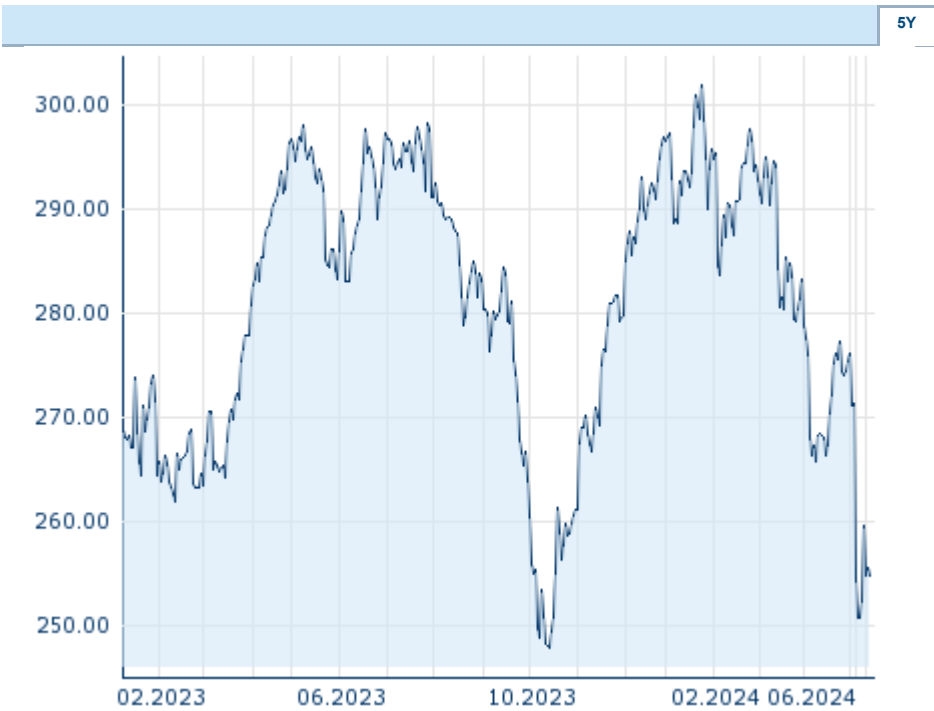
Price
254.7961 USD
 Difference  -0.27% (-0.69)

General attributes	
Symbol	MCDFC1
Exchange	Eurex
Currency	USD
Security type	Future
Underlying	MCDONALD'S CORPORATION COM
Maturity	07-2024
Contract size	100

Market data	
Bid (Bid size)	- USD (-)
Ask (Ask size)	- USD (-)
Open	254.7961 USD
High	254.7961 USD
Low	254.7961 USD
Close (prev. day)	255.4825 USD
Underlying	MCDONALD'S CORPORATION COM
Underlying price (date)	257.27 (24/07/16)
Settlement price (date)	254.80 (24/07/16)
Open Interest	0

Performance and Risk			
	6m	1Y	3Y
Perf (%)	-13.01%	-13.82%	-
Perf (abs.)	-38.09	-40.86	-
Beta	-	-	-
Volatility	20.96	17.29	-








Futures and Options	
Related Futures	-
Related Options	-



Information about previous performance does not guarantee future performance.
 Source: FactSet

Price data	
Ø price 5 days Ø volume 5 days (pcs.)	255.0122 USD (0)
Ø price 30 days Ø volume 30 days (pcs.)	254.0927 USD (0)
Ø price 100 days Ø volume 100 days (pcs.)	276.5872 USD (0)
Ø price 250 days Ø volume 250 days (pcs.)	279.7856 USD (0)
YTD High date	301.9559 USD (2024/01/24)
YTD Low date	250.7041 USD (2024/06/18)
52 Weeks High date	301.9559 USD (2024/01/24)
52 Weeks Low date	247.8616 USD (2023/10/13)

Recent Research

on underlying	on sector	on market	
Date		Headline	Download
2024/07/12		Global Equity Ratings	
2024/06/21		Global Equity Ratings	
2024/06/14		Global Equity Ratings	
2024/05/29		Global Equity Ratings	
2024/04/26		Global Equity Ratings	