

MASTERCARD INC. FUTURE (MTCF) - EUX/C1

2024/07/16 18:50:43

Price
441.5173 USD

Difference  -0.15% (-0.67)

General attributes

Symbol	MTCFC1
Exchange	Eurex
Currency	USD
Security type	Future
Underlying	MASTERCARD INC. CLASS A
Maturity	07-2024
Contract size	100

Market data

Bid (Bid size)	- USD (-)
Ask (Ask size)	- USD (-)
Open	441.5173 USD
High	441.5173 USD
Low	441.5173 USD
Close (prev. day)	442.1865 USD
Underlying	MASTERCARD INC. CLASS A
Underlying price (date)	443.53 (24/07/16)
Settlement price (date)	441.52 (24/07/16)
Open Interest	0

Performance and Risk

	6m	1Y	3Y
Perf (%)	+2.92%	+9.67%	-
Perf (abs.)	+12.55	+38.92	-
Beta	-	-	-
Volatility	16.77	17.41	-

Futures and Options

Related Futures	-
Related Options	-

5Y











Information about previous performance does not guarantee future performance.
Source: FactSet

Price data

Ø price 5 days Ø volume 5 days (pcs.)	441.4560 USD (0)
Ø price 30 days Ø volume 30 days (pcs.)	446.4633 USD (0)
Ø price 100 days Ø volume 100 days (pcs.)	466.9611 USD (0)
Ø price 250 days Ø volume 250 days (pcs.)	428.0997 USD (0)
YTD High date	490.2038 USD (2024/03/21)
YTD Low date	417.5331 USD (2024/01/08)
52 Weeks High date	490.2038 USD (2024/03/21)
52 Weeks Low date	366.8438 USD (2023/10/26)

Recent Research

on underlying	on sector	on market	
Date		Headline	Download
2024/07/12		Global Equity Ratings	
2024/06/21		Global Equity Ratings	
2024/06/14		Global Equity Ratings	
2024/05/29		Global Equity Ratings	
2024/04/26		Global Equity Ratings	