

# MASTERCARD INC. FUTURE (MTCF) - EUX/C1

2023/06/08 18:39:52

Price  
**369.2771** USD

Difference  **-0.61% (-2.26)**

### General attributes

Symbol	MTCFC1
Exchange	Eurex
Currency	USD
Security type	Future
Underlying	MASTERCARD INC. CLASS A
Maturity	06-2023
Contract size	100

### Market data

Bid (Bid size)	- USD (-)
Ask (Ask size)	- USD (-)
Open	369.2771 USD
High	369.2771 USD
Low	369.2771 USD
Close (prev. day)	371.5406 USD
Underlying	MASTERCARD INC. CLASS A
Underlying price (date)	367.59 (23/06/08)
Settlement price (date)	369.28 (23/06/08)
Open Interest	0

### Performance and Risk

	6m	1Y	3Y
Perf (%)	-	-	-
Perf (abs.)	-	-	-
Beta	-	-	-
Volatility	20.20	20.20	20.20

### Futures and Options

Related Futures	-
Related Options	-

5Y











Information about previous performance does not guarantee future performance.  
Source: FactSet

### Price data

Ø price 5 days   Ø volume 5 days (pcs.)	372.5258 USD (0)
Ø price 30 days   Ø volume 30 days (pcs.)	377.2323 USD (0)
Ø price 100 days   Ø volume 100 days (pcs.)	368.4874 USD (0)
Ø price 250 days   Ø volume 250 days (pcs.)	- USD (0)
YTD High   date	392.0000 USD (2023/05/19)
YTD Low   date	345.1208 USD (2023/03/15)
52 Weeks High   date	392.0000 USD (2023/05/19)
52 Weeks Low   date	345.1208 USD (2023/03/15)

### Recent Research

on underlying	on sector	on market	
Date		Headline	Download
2023/06/06		Global Equity Ratings	
2023/06/01		Global Equity Ratings	
2023/05/24		Global Equity Ratings	
2023/05/03		Global Equity Ratings	
2023/04/25		Global Equity Ratings	