

MERCK & CO. INC. FUTURE (MCCF) - EUX/C10

2024/08/30 18:36:56

Price
119.0823 USD

Difference  -0.11% (-0.13)

General attributes

Symbol	MCCFC10
Exchange	Eurex
Currency	USD
Security type	Future
Underlying	MERCK & CO. INC.
Maturity	06-2025
Contract size	100

Market data

Bid (Bid size)	- USD (-)
Ask (Ask size)	- USD (-)
Open	119.0823 USD
High	119.0823 USD
Low	119.0823 USD
Close (prev. day)	119.2133 USD
Underlying	MERCK & CO. INC.
Underlying price (date)	118.45 (24/08/30)
Settlement price (date)	119.08 (24/08/30)
Open Interest	0

Performance and Risk

	6m	1Y	3Y
Perf (%)	-8.65%	+6.46%	-
Perf (abs.)	-11.28	+7.23	-
Beta	-	-	-
Volatility	23.96	20.46	-

Futures and Options

Related Futures	-
Related Options	-

5Y











Information about previous performance does not guarantee future performance.
Source: FactSet

Price data

Ø price 5 days Ø volume 5 days (pcs.)	118.4756 USD (0)
Ø price 30 days Ø volume 30 days (pcs.)	118.9389 USD (0)
Ø price 100 days Ø volume 100 days (pcs.)	124.4980 USD (0)
Ø price 250 days Ø volume 250 days (pcs.)	118.1161 USD (0)
YTD High date	135.2933 USD (2024/03/28)
YTD Low date	113.1296 USD (2024/08/07)
52 Weeks High date	135.2933 USD (2024/03/28)
52 Weeks Low date	101.3834 USD (2023/11/29)

Recent Research

on underlying	on sector	on market	
Date		Headline	Download
2024/08/12		Global Equity Ratings	
2024/07/24		Global Equity Ratings	
2024/07/12		Global Equity Ratings	
2024/06/21		Global Equity Ratings	
2024/06/14		Global Equity Ratings	