

L'OREAL FUTURE (LORF) - EUX/C13

2024/09/17 18:46:03

Price
374.7759 EURDifference  0.67% (2.50)

General attributes

Symbol	LORFC13
Exchange	Eurex
Currency	EUR
Security type	Future
Underlying	L'OREAL S.A.
Maturity	09-2025
Contract size	100

Market data

Bid (Bid size)	- EUR (-)
Ask (Ask size)	- EUR (-)
Open	374.7759 EUR
High	374.7759 EUR
Low	374.7759 EUR
Close (prev. day)	372.2735 EUR
Underlying	L'OREAL S.A.
Underlying price (date)	366.00 (24/09/18)
Settlement price (date)	374.78 (24/09/17)
Open Interest	0

Performance and Risk

	6m	1Y	3Y
Perf (%)	-17.96%	-11.05%	-
Perf (abs.)	-82.07	-46.58	-
Beta	-	-	-
Volatility	23.83	22.16	-

Futures and Options

Related Futures	-
Related Options	-

5Y












Information about previous performance does not guarantee future performance.
Source: FactSet

Price data

Ø price 5 days Ø volume 5 days (pcs.)	373.2279 EUR (0)
Ø price 30 days Ø volume 30 days (pcs.)	391.9788 EUR (0)
Ø price 100 days Ø volume 100 days (pcs.)	407.0270 EUR (0)
Ø price 250 days Ø volume 250 days (pcs.)	428.9491 EUR (0)
YTD High date	466.5530 EUR (2024/02/05)
YTD Low date	371.6686 EUR (2024/09/12)
52 Weeks High date	466.5530 EUR (2024/02/05)
52 Weeks Low date	371.6686 EUR (2024/09/12)

Recent Research

on underlying	on sector	on market	
Date		Headline	Download
2024/09/11		Global Equity Ratings	
2024/09/05		Global Equity Ratings	
2024/08/12		Global Equity Ratings	
2024/07/24		Global Equity Ratings	
2024/07/12		Global Equity Ratings	