

L'OREAL FUTURE (LORF) - EUX/C13

2024/07/26 18:35:32

Price
408.6683 EURDifference  1.66% (6.67)

General attributes

Symbol	LORFC13
Exchange	Eurex
Currency	EUR
Security type	Future
Underlying	L'OREAL S.A.
Maturity	08-2025
Contract size	100

Market data

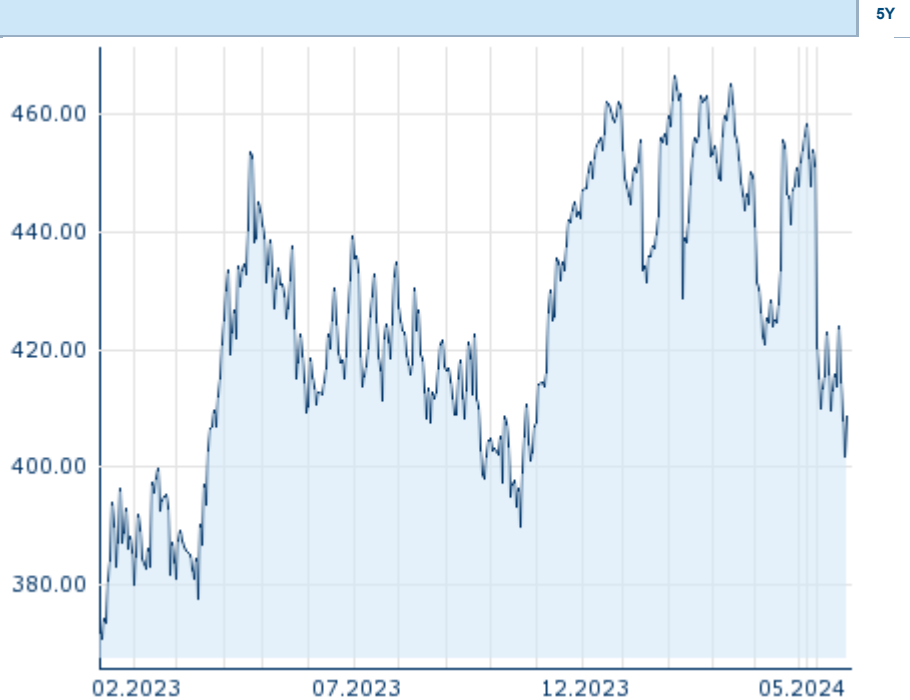
Bid (Bid size)	- EUR (-)
Ask (Ask size)	- EUR (-)
Open	408.6683 EUR
High	408.6683 EUR
Low	408.6683 EUR
Close (prev. day)	401.9981 EUR
Underlying	L'OREAL S.A.
Underlying price (date)	398.80 (24/07/26)
Settlement price (date)	408.67 (24/07/26)
Open Interest	0

Performance and Risk

	6m	1Y	3Y
Perf (%)	-10.36%	-2.35%	-
Perf (abs.)	-47.23	-9.82	-
Beta	-	-	-
Volatility	26.10	21.96	-

Futures and Options

Related Futures	-
Related Options	-












Information about previous performance does not guarantee future performance.
Source: FactSet

Price data

Ø price 5 days Ø volume 5 days (pcs.)	411.5702 EUR (0)
Ø price 30 days Ø volume 30 days (pcs.)	423.2463 EUR (0)
Ø price 100 days Ø volume 100 days (pcs.)	437.0822 EUR (0)
Ø price 250 days Ø volume 250 days (pcs.)	432.9109 EUR (0)
YTD High date	466.5530 EUR (2024/02/05)
YTD Low date	401.9981 EUR (2024/07/25)
52 Weeks High date	466.5530 EUR (2024/02/05)
52 Weeks Low date	389.9714 EUR (2023/10/20)

Recent Research

on underlying	on sector	on market	
Date		Headline	Download
2024/07/24		Global Equity Ratings	
2024/07/12		Global Equity Ratings	
2024/06/21		Global Equity Ratings	
2024/06/14		Global Equity Ratings	
2024/05/29		Global Equity Ratings	