

L'OREAL FUTURE (LORF) - EUX/C13

2024/05/06 18:29:53

Price
453.9715 EURDifference  0.43% (1.96)

General attributes

Symbol	LORFC13
Exchange	Eurex
Currency	EUR
Security type	Future
Underlying	L'OREAL S.A.
Maturity	05-2025
Contract size	100

Market data

Bid (Bid size)	- EUR (-)
Ask (Ask size)	- EUR (-)
Open	453.9715 EUR
High	453.9715 EUR
Low	453.9715 EUR
Close (prev. day)	452.0142 EUR
Underlying	L'OREAL S.A.
Underlying price (date)	444.90 (24/05/07)
Settlement price (date)	453.97 (24/05/06)
Open Interest	0

Performance and Risk

	6m	1Y	3Y
Perf (%)	+9.74%	+4.46%	-
Perf (abs.)	+40.29	+19.37	-
Beta	-	-	-
Volatility	20.86	20.27	-

Futures and Options

Related Futures	-
Related Options	-










Information about previous performance does not guarantee future performance.
Source: FactSet

Price data

Ø price 5 days Ø volume 5 days (pcs.)	450.5000 EUR (0)
Ø price 30 days Ø volume 30 days (pcs.)	439.4739 EUR (0)
Ø price 100 days Ø volume 100 days (pcs.)	448.8728 EUR (0)
Ø price 250 days Ø volume 250 days (pcs.)	431.2700 EUR (0)
YTD High date	466.5530 EUR (2024/02/05)
YTD Low date	420.7507 EUR (2024/04/08)
52 Weeks High date	466.5530 EUR (2024/02/05)
52 Weeks Low date	389.9714 EUR (2023/10/20)

Recent Research

on underlying	on sector	on market	
Date		Headline	Download
2024/04/26		Global Equity Ratings	
2024/04/03		Global Equity Ratings	
2024/03/13		Global Equity Ratings	
2024/02/22		Global Equity Ratings	
2024/02/14		Global Equity Ratings	