

LONZA GROUP AG FUTURE (LONG) - EUX/C11

2024/10/18 19:07:17

Price
552.2076 CHFDifference  0.01% (0.03)

General attributes

Symbol	LONGC11
Exchange	Eurex
Currency	CHF
Security type	Future
Underlying	LONZA GROUP AG
Maturity	09-2025
Contract size	100

Market data

Bid (Bid size)	- CHF (-)
Ask (Ask size)	- CHF (-)
Open	552.2076 CHF
High	552.2076 CHF
Low	552.2076 CHF
Close (prev. day)	552.1786 CHF
Underlying	LONZA GROUP AG
Underlying price (date)	552.00 (24/10/18)
Settlement price (date)	552.46 (24/10/18)
Open Interest	0

Performance and Risk

	6m	1Y	3Y
Perf (%)	+7.77%	+59.06%	-
Perf (abs.)	+39.83	+205.04	-
Beta	-	-	-
Volatility	31.74	31.97	-

Futures and Options

Related Futures	-
Related Options	-

5Y












Information about previous performance does not guarantee future performance.
Source: FactSet

Price data

Ø price 5 days Ø volume 5 days (pcs.)	543.8430 CHF (0)
Ø price 30 days Ø volume 30 days (pcs.)	537.4191 CHF (0)
Ø price 100 days Ø volume 100 days (pcs.)	539.7176 CHF (0)
Ø price 250 days Ø volume 250 days (pcs.)	464.8429 CHF (0)
YTD High date	589.2103 CHF (2024/07/31)
YTD Low date	345.3536 CHF (2024/01/05)
52 Weeks High date	589.2103 CHF (2024/07/31)
52 Weeks Low date	313.5537 CHF (2023/10/30)

Recent Research

on sector	on market		
Date		Headline	Download
2024/09/27		Global Equity Ratings	
2024/09/11		Global Equity Ratings	
2024/09/05		Global Equity Ratings	
2024/08/12		Global Equity Ratings	
2024/07/24		Global Equity Ratings	