

LONZA GROUP AG FUTURE (LONG) - EUX/C11

2024/09/18 18:41:03

Price
534.2952 CHF

Difference  -0.95% (-5.15)

General attributes

Symbol	LONGC11
Exchange	Eurex
Currency	CHF
Security type	Future
Underlying	LONZA GROUP AG
Maturity	07-2025
Contract size	100

Market data

Bid (Bid size)	- CHF (-)
Ask (Ask size)	- CHF (-)
Open	534.2952 CHF
High	534.2952 CHF
Low	534.2952 CHF
Close (prev. day)	539.4436 CHF
Underlying	LONZA GROUP AG
Underlying price (date)	534.20 (24/09/18)
Settlement price (date)	534.30 (24/09/18)
Open Interest	0

Performance and Risk

	6m	1Y	3Y
Perf (%)	+13.17%	+7.44%	-
Perf (abs.)	+62.79	+37.36	-
Beta	-	-	-
Volatility	33.86	38.20	-

Futures and Options

Related Futures	-
Related Options	-











Information about previous performance does not guarantee future performance.
 Source: FactSet

Price data

Ø price 5 days Ø volume 5 days (pcs.)	546.6819 CHF (0)
Ø price 30 days Ø volume 30 days (pcs.)	551.0170 CHF (0)
Ø price 100 days Ø volume 100 days (pcs.)	541.3618 CHF (0)
Ø price 250 days Ø volume 250 days (pcs.)	449.2678 CHF (0)
YTD High date	589.2103 CHF (2024/07/31)
YTD Low date	345.3536 CHF (2024/01/05)
52 Weeks High date	589.2103 CHF (2024/07/31)
52 Weeks Low date	313.5537 CHF (2023/10/30)

Recent Research

on sector		on market	
Date		Headline	Download
2024/09/11		Global Equity Ratings	
2024/09/05		Global Equity Ratings	
2024/08/12		Global Equity Ratings	
2024/07/24		Global Equity Ratings	
2024/07/12		Global Equity Ratings	