

## LONZA GROUP AG FUTURE (LONG) - EUX/C11

2024/09/17 18:46:03

Price  
**539.4436** CHFDifference  -2.08% (-11.45)

## General attributes

Symbol	LONGC11
Exchange	Eurex
Currency	CHF
Security type	Future
Underlying	LONZA GROUP AG
Maturity	07-2025
Contract size	100

## Market data

Bid (Bid size)	- CHF (-)
Ask (Ask size)	- CHF (-)
Open	539.4436 CHF
High	539.4436 CHF
Low	539.4436 CHF
Close (prev. day)	550.8942 CHF
Underlying	LONZA GROUP AG
Underlying price (date)	534.20 (24/09/18)
Settlement price (date)	539.44 (24/09/17)
Open Interest	0

## Performance and Risk

	6m	1Y	3Y
Perf (%)	+13.17%	+7.44%	-
Perf (abs.)	+62.79	+37.36	-
Beta	-	-	-
Volatility	33.86	38.20	-

## Futures and Options

Related Futures	-
Related Options	-

5Y












Information about previous performance does not guarantee future performance.  
Source: FactSet

## Price data

Ø price 5 days   Ø volume 5 days (pcs.)	546.6819 CHF (0)
Ø price 30 days   Ø volume 30 days (pcs.)	551.0170 CHF (0)
Ø price 100 days   Ø volume 100 days (pcs.)	541.3618 CHF (0)
Ø price 250 days   Ø volume 250 days (pcs.)	449.2678 CHF (0)
YTD High   date	589.2103 CHF (2024/07/31)
YTD Low   date	345.3536 CHF (2024/01/05)
52 Weeks High   date	589.2103 CHF (2024/07/31)
52 Weeks Low   date	313.5537 CHF (2023/10/30)

## Recent Research

on sector		on market	
Date		Headline	Download
2024/09/11		Global Equity Ratings	
2024/09/05		Global Equity Ratings	
2024/08/12		Global Equity Ratings	
2024/07/24		Global Equity Ratings	
2024/07/12		Global Equity Ratings	