

LAS VEGAS SANDS CORP. FUTURE (LVSF) - EUX/C10

2024/10/18 19:07:18

Price
52.5619 USD

Difference  1.02% (0.53)

General attributes

Symbol	LVSFC10
Exchange	Eurex
Currency	USD
Security type	Future
Underlying	LAS VEGAS SANDS CORP
Maturity	08-2025
Contract size	100

Market data

Bid (Bid size)	- USD (-)
Ask (Ask size)	- USD (-)
Open	52.5619 USD
High	52.5619 USD
Low	52.5619 USD
Close (prev. day)	52.0312 USD
Underlying	LAS VEGAS SANDS CORP
Underlying price (date)	51.55 (24/10/18)
Settlement price (date)	52.72 (24/10/18)
Open Interest	0

Performance and Risk

	6m	1Y	3Y
Perf (%)	+8.79%	+14.30%	-
Perf (abs.)	+4.25	+6.57	-
Beta	-	-	-
Volatility	32.75	29.46	-

Futures and Options

Related Futures	-
Related Options	-












Information about previous performance does not guarantee future performance.
Source: FactSet

Price data

Ø price 5 days Ø volume 5 days (pcs.)	52.6633 USD (0)
Ø price 30 days Ø volume 30 days (pcs.)	48.0596 USD (0)
Ø price 100 days Ø volume 100 days (pcs.)	44.0426 USD (0)
Ø price 250 days Ø volume 250 days (pcs.)	48.7442 USD (0)
YTD High date	57.4628 USD (2024/02/19)
YTD Low date	38.0980 USD (2024/08/05)
52 Weeks High date	57.4628 USD (2024/02/19)
52 Weeks Low date	38.0980 USD (2024/08/05)

Recent Research

on sector	on market		
Date		Headline	Download
2024/09/27		Global Equity Ratings	
2024/09/11		Global Equity Ratings	
2024/09/05		Global Equity Ratings	
2024/08/12		Global Equity Ratings	
2024/07/24		Global Equity Ratings	