

LAS VEGAS SANDS CORP. FUTURE (LVSF) - EUX/C10

2024/07/17 18:45:58

Price
43.4867 USD

Difference  -0.92% (-0.40)

General attributes

Symbol	LVSFC10
Exchange	Eurex
Currency	USD
Security type	Future
Underlying	LAS VEGAS SANDS CORP
Maturity	04-2025
Contract size	100

Market data

Bid (Bid size)	- USD (-)
Ask (Ask size)	- USD (-)
Open	43.4867 USD
High	43.4867 USD
Low	43.4867 USD
Close (prev. day)	43.8888 USD
Underlying	LAS VEGAS SANDS CORP
Underlying price (date)	42.34 (24/07/17)
Settlement price (date)	43.49 (24/07/17)
Open Interest	0

Performance and Risk

	6m	1Y	3Y
Perf (%)	-12.13%	-28.11%	-
Perf (abs.)	-6.01	-17.00	-
Beta	-	-	-
Volatility	27.52	27.69	-

Futures and Options

Related Futures	-
Related Options	-












Information about previous performance does not guarantee future performance.
Source: FactSet

Price data

Ø price 5 days Ø volume 5 days (pcs.)	43.6871 USD (0)
Ø price 30 days Ø volume 30 days (pcs.)	44.7344 USD (0)
Ø price 100 days Ø volume 100 days (pcs.)	51.0299 USD (0)
Ø price 250 days Ø volume 250 days (pcs.)	51.6074 USD (0)
YTD High date	57.4628 USD (2024/02/19)
YTD Low date	43.4867 USD (2024/07/17)
52 Weeks High date	61.6357 USD (2023/07/31)
52 Weeks Low date	43.4867 USD (2024/07/17)

Recent Research

on sector	on market		
Date		Headline	Download
2024/07/12		Global Equity Ratings	
2024/06/21		Global Equity Ratings	
2024/06/14		Global Equity Ratings	
2024/05/29		Global Equity Ratings	
2024/04/26		Global Equity Ratings	