

## LONZA GROUP AG FUTURE (LONG) - EUX/C1

2024/10/18 19:05:45

Price  
**552.00** CHFDifference  0.03% (0.18)

## General attributes

Symbol	LONGC1
Exchange	Eurex
Currency	CHF
Security type	Future
Underlying	LONZA GROUP AG
Maturity	11-2024
Contract size	100

## Market data

Bid (Bid size)	- CHF (-)
Ask (Ask size)	- CHF (-)
Open	552.00 CHF
High	552.00 CHF
Low	552.00 CHF
Close (prev. day)	551.8173 CHF
Underlying	LONZA GROUP AG
Underlying price (date)	552.00 (24/10/18)
Settlement price (date)	552.48 (24/10/18)
Open Interest	0

## Performance and Risk

	6m	1Y	3Y
Perf (%)	+8.19%	+60.12%	-
Perf (abs.)	+41.78	+207.27	-
Beta	-	-	-
Volatility	32.12	32.00	-

## Futures and Options

Related Futures	-
Related Options	-

5Y










Information about previous performance does not guarantee future performance.  
Source: FactSet

## Price data

Ø price 5 days   Ø volume 5 days (pcs.)	543.59 CHF (150)
Ø price 30 days   Ø volume 30 days (pcs.)	537.49 CHF (25)
Ø price 100 days   Ø volume 100 days (pcs.)	539.06 CHF (17)
Ø price 250 days   Ø volume 250 days (pcs.)	463.13 CHF (24)
YTD High   date	587.72 CHF (2024/07/31)
YTD Low   date	343.63 CHF (2024/01/05)
52 Weeks High   date	587.72 CHF (2024/07/31)
52 Weeks Low   date	311.77 CHF (2023/10/30)

## Recent Research

on sector		on market	
Date		Headline	Download
2024/09/27		Global Equity Ratings	
2024/09/11		Global Equity Ratings	
2024/09/05		Global Equity Ratings	
2024/08/12		Global Equity Ratings	
2024/07/24		Global Equity Ratings	