

## LONZA GROUP AG FUTURE (LONG) - EUX/C1

2024/09/17 18:46:03

Price  
**539.4522** CHF

Difference  -2.07% (-11.42)

## General attributes

Symbol	LONGC1
Exchange	Eurex
Currency	CHF
Security type	Future
Underlying	LONZA GROUP AG
Maturity	09-2024
Contract size	100

## Market data

Bid (Bid size)	- CHF (-)
Ask (Ask size)	- CHF (-)
Open	539.4522 CHF
High	539.4522 CHF
Low	539.4522 CHF
Close (prev. day)	550.8695 CHF
Underlying	LONZA GROUP AG
Underlying price (date)	534.20 (24/09/18)
Settlement price (date)	539.45 (24/09/17)
Open Interest	0

## Performance and Risk

	6m	1Y	3Y
Perf (%)	+13.81%	+8.45%	-
Perf (abs.)	+65.45	+42.05	-
Beta	-	-	-
Volatility	34.23	38.12	-

## Futures and Options

Related Futures	-
Related Options	-












Information about previous performance does not guarantee future performance.  
 Source: FactSet

## Price data

Ø price 5 days   Ø volume 5 days (pcs.)	546.6293 CHF (0)
Ø price 30 days   Ø volume 30 days (pcs.)	550.7307 CHF (25)
Ø price 100 days   Ø volume 100 days (pcs.)	540.2783 CHF (10)
Ø price 250 days   Ø volume 250 days (pcs.)	447.1822 CHF (21)
YTD High   date	587.7170 CHF (2024/07/31)
YTD Low   date	343.6304 CHF (2024/01/05)
52 Weeks High   date	587.7170 CHF (2024/07/31)
52 Weeks Low   date	311.7749 CHF (2023/10/30)

## Recent Research

on sector		on market	
Date		Headline	Download
2024/09/11		Global Equity Ratings	
2024/09/05		Global Equity Ratings	
2024/08/12		Global Equity Ratings	
2024/07/24		Global Equity Ratings	
2024/07/12		Global Equity Ratings	