

LONZA GROUP AG FUTURE (LONG) - EUX/C1

2024/04/30 18:39:33

Price
507.3514 CHFDifference  -2.32% (-12.03)

General attributes

Symbol	LONGC1
Exchange	Eurex
Currency	CHF
Security type	Future
Underlying	LONZA GROUP AG
Maturity	05-2024
Contract size	100

Market data

Bid (Bid size)	- CHF (-)
Ask (Ask size)	- CHF (-)
Open	507.3514 CHF
High	507.3514 CHF
Low	507.3514 CHF
Close (prev. day)	519.3827 CHF
Underlying	LONZA GROUP AG
Underlying price (date)	526.40 (24/05/08)
Settlement price (date)	523.19 (24/05/08)
Open Interest	0

Performance and Risk

	6m	1Y	3Y
Perf (%)	+62.73%	-7.88%	-
Perf (abs.)	+195.58	-43.42	-
Beta	-	-	-
Volatility	31.70	38.85	-

Futures and Options

Related Futures	-
Related Options	-

5Y











Information about previous performance does not guarantee future performance.
Source: FactSet

Price data

Ø price 5 days Ø volume 5 days (pcs.)	516.4659 CHF (0)
Ø price 30 days Ø volume 30 days (pcs.)	525.2569 CHF (0)
Ø price 100 days Ø volume 100 days (pcs.)	440.5226 CHF (29)
Ø price 250 days Ø volume 250 days (pcs.)	456.1743 CHF (19)
YTD High date	558.0552 CHF (2024/04/08)
YTD Low date	343.6304 CHF (2024/01/05)
52 Weeks High date	598.0409 CHF (2023/06/06)
52 Weeks Low date	311.7749 CHF (2023/10/30)

Recent Research

on sector		on market	
Date		Headline	Download
2024/04/26		Global Equity Ratings	
2024/04/03		Global Equity Ratings	
2024/03/13		Global Equity Ratings	
2024/02/22		Global Equity Ratings	
2024/02/14		Global Equity Ratings	