

OUTOKUMPU OY FUTURE (OUTF) - EUX/C10

2024/08/07 18:43:25

Price
3.167 EUR

Difference  2.59% (0.08)

General attributes

Symbol	OUTFC10
Exchange	Eurex
Currency	EUR
Security type	Future
Underlying	OUTOKUMPU OYJ
Maturity	05-2025
Contract size	100

Market data

Bid (Bid size)	- EUR (-)
Ask (Ask size)	- EUR (-)
Open	3.167 EUR
High	3.167 EUR
Low	3.167 EUR
Close (prev. day)	3.0871 EUR
Underlying	OUTOKUMPU OYJ
Underlying price (date)	3.278 (24/08/07)
Settlement price (date)	3.17 (24/08/07)
Open Interest	0

Performance and Risk

	6m	1Y	3Y
Perf (%)	-22.78%	-31.08%	-
Perf (abs.)	-0.91	-1.39	-
Beta	-	-	-
Volatility	31.02	29.93	-

Futures and Options

Related Futures	-
Related Options	-

5Y












Information about previous performance does not guarantee future performance.
Source: FactSet

Price data

Ø price 5 days Ø volume 5 days (pcs.)	3.140 EUR (0)
Ø price 30 days Ø volume 30 days (pcs.)	3.214 EUR (0)
Ø price 100 days Ø volume 100 days (pcs.)	3.658 EUR (0)
Ø price 250 days Ø volume 250 days (pcs.)	3.914 EUR (0)
YTD High date	4.273 EUR (2024/01/02)
YTD Low date	3.087 EUR (2024/08/06)
52 Weeks High date	4.516 EUR (2023/08/10)
52 Weeks Low date	3.087 EUR (2024/08/06)

Recent Research

on sector		on market	
Date		Headline	Download
2024/07/24		Global Equity Ratings	
2024/07/12		Global Equity Ratings	
2024/06/21		Global Equity Ratings	
2024/06/14		Global Equity Ratings	
2024/05/29		Global Equity Ratings	