

# OUTOKUMPU OY FUTURE (OUTF) - EUX/C10

2024/05/06 18:30:01

Price  
**3.8904** EUR

Difference  2.40% (0.09)

### General attributes

Symbol	OUTFC10
Exchange	Eurex
Currency	EUR
Security type	Future
Underlying	OUTOKUMPU OYJ
Maturity	03-2025
Contract size	100

### Market data

Bid (Bid size)	- EUR (-)
Ask (Ask size)	- EUR (-)
Open	3.8904 EUR
High	3.8904 EUR
Low	3.8904 EUR
Close (prev. day)	3.7993 EUR
Underlying	OUTOKUMPU OYJ
Underlying price (date)	3.814 (24/05/31)
Settlement price (date)	3.93 (24/05/31)
Open Interest	0

### Performance and Risk

	6m	1Y	3Y
Perf (%)	-0.88%	-23.03%	-
Perf (abs.)	-0.03	-1.16	-
Beta	-	-	-
Volatility	29.68	29.73	-

### Futures and Options

Related Futures	-
Related Options	-

5Y












Information about previous performance does not guarantee future performance.  
Source: FactSet

### Price data

Ø price 5 days   Ø volume 5 days (pcs.)	3.8815 EUR (0)
Ø price 30 days   Ø volume 30 days (pcs.)	3.9313 EUR (0)
Ø price 100 days   Ø volume 100 days (pcs.)	4.0047 EUR (0)
Ø price 250 days   Ø volume 250 days (pcs.)	4.2890 EUR (0)
YTD High   date	4.2734 EUR (2024/01/02)
YTD Low   date	3.6745 EUR (2024/03/11)
52 Weeks High   date	5.8181 EUR (2023/05/15)
52 Weeks Low   date	3.5616 EUR (2023/11/08)

### Recent Research

on sector		on market	
Date		Headline	Download
2024/05/29		Global Equity Ratings	
2024/04/26		Global Equity Ratings	
2024/04/03		Global Equity Ratings	
2024/03/13		Global Equity Ratings	
2024/02/22		Global Equity Ratings	