

MCDONALD'S CORP. FUTURE (MCDF) - EUX/C11

2024/07/16 18:50:42

Price
260.8229 USD

Difference  -0.28% (-0.72)

General attributes

Symbol	MCDFC11
Exchange	Eurex
Currency	USD
Security type	Future
Underlying	MCDONALD'S CORPORATION COM
Maturity	05-2025
Contract size	100

Market data

Bid (Bid size)	- USD (-)
Ask (Ask size)	- USD (-)
Open	260.8229 USD
High	260.8229 USD
Low	260.8229 USD
Close (prev. day)	261.543 USD
Underlying	MCDONALD'S CORPORATION COM
Underlying price (date)	257.27 (24/07/16)
Settlement price (date)	260.82 (24/07/16)
Open Interest	0

Performance and Risk

	6m	1Y	3Y
Perf (%)	-13.21%	-14.45%	-
Perf (abs.)	-39.70	-44.04	-
Beta	-	-	-
Volatility	20.48	17.33	-

Futures and Options

Related Futures	-
Related Options	-












Information about previous performance does not guarantee future performance.
Source: FactSet

Price data

Ø price 5 days Ø volume 5 days (pcs.)	261.0677 USD (0)
Ø price 30 days Ø volume 30 days (pcs.)	260.2372 USD (0)
Ø price 100 days Ø volume 100 days (pcs.)	283.8413 USD (0)
Ø price 250 days Ø volume 250 days (pcs.)	287.3385 USD (0)
YTD High date	308.6808 USD (2024/01/24)
YTD Low date	256.9985 USD (2024/06/18)
52 Weeks High date	308.6808 USD (2024/01/24)
52 Weeks Low date	254.9315 USD (2023/10/13)

Recent Research

on underlying	on sector	on market	
Date		Headline	Download
2024/07/12		Global Equity Ratings	
2024/06/21		Global Equity Ratings	
2024/06/14		Global Equity Ratings	
2024/05/29		Global Equity Ratings	
2024/04/26		Global Equity Ratings	