

MCDONALD'S CORP. FUTURE (MCDF) - EUX/C11

2024/05/03 18:33:05

Price
277.0025 USD

Difference  **-1.91% (-5.39)**

General attributes

Symbol	MCDFC11
Exchange	Eurex
Currency	USD
Security type	Future
Underlying	MCDONALD'S CORPORATION COM
Maturity	03-2025
Contract size	100

Market data

Bid (Bid size)	- USD (-)
Ask (Ask size)	- USD (-)
Open	277.0025 USD
High	277.0025 USD
Low	277.0025 USD
Close (prev. day)	282.3934 USD
Underlying	MCDONALD'S CORPORATION COM
Underlying price (date)	270.31 (24/05/03)
Settlement price (date)	277.00 (24/05/03)
Open Interest	0

Performance and Risk

	6m	1Y	3Y
Perf (%)	+0.56%	-8.40%	-
Perf (abs.)	+1.54	-25.41	-
Beta	-	-	-
Volatility	16.17	15.22	-

Futures and Options

Related Futures	-
Related Options	-










Information about previous performance does not guarantee future performance.
Source: FactSet

Price data

Ø price 5 days Ø volume 5 days (pcs.)	280.0725 USD (0)
Ø price 30 days Ø volume 30 days (pcs.)	281.1126 USD (0)
Ø price 100 days Ø volume 100 days (pcs.)	294.1696 USD (0)
Ø price 250 days Ø volume 250 days (pcs.)	290.9681 USD (0)
YTD High date	308.6808 USD (2024/01/24)
YTD Low date	273.0330 USD (2024/04/10)
52 Weeks High date	308.6808 USD (2024/01/24)
52 Weeks Low date	254.9315 USD (2023/10/13)

Recent Research

on underlying	on sector	on market	
Date		Headline	Download
2024/04/26		Global Equity Ratings	
2024/04/03		Global Equity Ratings	
2024/03/13		Global Equity Ratings	
2024/02/22		Global Equity Ratings	
2024/02/14		Global Equity Ratings	