

NESTLÉ S.A. FUTURE (NESG) - EUX/C10

2024/04/29 18:33:14

Price
93.048 CHF

Difference  **-0.69% (-0.65)**

General attributes

Symbol	NESGC10
Exchange	Eurex
Currency	CHF
Security type	Future
Underlying	NESTLÉ SA
Maturity	02-2025
Contract size	100

Market data

Bid (Bid size)	- CHF (-)
Ask (Ask size)	- CHF (-)
Open	93.048 CHF
High	93.048 CHF
Low	93.048 CHF
Close (prev. day)	93.6983 CHF
Underlying	NESTLÉ SA
Underlying price (date)	92.08 (24/04/29)
Settlement price (date)	93.05 (24/04/29)
Open Interest	0

Performance and Risk

	6m	1Y	3Y
Perf (%)	-3.50%	-19.82%	-
Perf (abs.)	-3.38	-23.01	-
Beta	-	-	-
Volatility	16.02	15.56	-

Futures and Options

Related Futures	-
Related Options	-

5Y











Information about previous performance does not guarantee future performance.
Source: FactSet

Price data

Ø price 5 days Ø volume 5 days (pcs.)	94.016 CHF (0)
Ø price 30 days Ø volume 30 days (pcs.)	93.225 CHF (0)
Ø price 100 days Ø volume 100 days (pcs.)	95.004 CHF (0)
Ø price 250 days Ø volume 250 days (pcs.)	100.900 CHF (0)
YTD High date	98.929 CHF (2024/02/05)
YTD Low date	90.628 CHF (2024/02/29)
52 Weeks High date	117.902 CHF (2023/05/05)
52 Weeks Low date	90.628 CHF (2024/02/29)

Recent Research

on underlying	on sector	on market	
Date		Headline	Download
2024/04/26		Global Equity Ratings	
2024/04/03		Global Equity Ratings	
2024/03/13		Global Equity Ratings	
2024/02/22		Global Equity Ratings	
2024/02/14		Global Equity Ratings	