

MERCK & CO. INC. FUTURE (MCCF) - EUX/C1

2024/07/16 18:50:42

Price
128.137 USD

Difference  **-0.09% (-0.11)**

General attributes

Symbol	MCCFC1
Exchange	Eurex
Currency	USD
Security type	Future
Underlying	MERCK & CO. INC.
Maturity	07-2024
Contract size	100

Market data

Bid (Bid size)	- USD (-)
Ask (Ask size)	- USD (-)
Open	128.137 USD
High	128.137 USD
Low	128.137 USD
Close (prev. day)	128.2462 USD
Underlying	MERCK & CO. INC.
Underlying price (date)	125.44 (24/07/16)
Settlement price (date)	128.14 (24/07/16)
Open Interest	0

Performance and Risk

	6m	1Y	3Y
Perf (%)	+8.16%	+19.64%	-
Perf (abs.)	+9.67	+21.04	-
Beta	-	-	-
Volatility	16.42	17.44	-

Futures and Options

Related Futures	-
Related Options	-

5Y












Information about previous performance does not guarantee future performance.
Source: FactSet

Price data

Ø price 5 days Ø volume 5 days (pcs.)	128.299 USD (0)
Ø price 30 days Ø volume 30 days (pcs.)	128.545 USD (0)
Ø price 100 days Ø volume 100 days (pcs.)	126.616 USD (0)
Ø price 250 days Ø volume 250 days (pcs.)	114.257 USD (0)
YTD High date	132.237 USD (2024/03/28)
YTD Low date	112.293 USD (2024/01/02)
52 Weeks High date	132.237 USD (2024/03/28)
52 Weeks Low date	99.791 USD (2023/11/29)

Recent Research

on underlying	on sector	on market	
Date		Headline	Download
2024/07/12		Global Equity Ratings	
2024/06/21		Global Equity Ratings	
2024/06/14		Global Equity Ratings	
2024/05/29		Global Equity Ratings	
2024/04/26		Global Equity Ratings	