

## ORACLE CORP. FUTURE (ORCF) - EUX/C13

2024/04/19 18:42:21

Price  
**121.3526** USDDifference  -1.62% (-2.00)

## General attributes

Symbol	ORCF13
Exchange	Eurex
Currency	USD
Security type	Future
Underlying	ORACLE CORP
Maturity	12-2025
Contract size	100

## Market data

Bid (Bid size)	- USD (-)
Ask (Ask size)	- USD (-)
Open	121.3526 USD
High	121.3526 USD
Low	121.3526 USD
Close (prev. day)	123.3508 USD
Underlying	ORACLE CORP
Underlying price (date)	114.88 (24/04/19)
Settlement price (date)	124.75 (24/04/19)
Open Interest	0

## Performance and Risk

	6m	1Y	3Y
Perf (%)	+7.60%	+23.64%	-
Perf (abs.)	+8.72	+23.58	-
Beta	-	-	-
Volatility	35.95	33.43	-

## Futures and Options

Related Futures	-
Related Options	-

5Y











Information about previous performance does not guarantee future performance.  
Source: FactSet

## Price data

Ø price 5 days   Ø volume 5 days (pcs.)	125.5541 USD (0)
Ø price 30 days   Ø volume 30 days (pcs.)	128.7843 USD (0)
Ø price 100 days   Ø volume 100 days (pcs.)	119.2416 USD (0)
Ø price 250 days   Ø volume 250 days (pcs.)	117.6966 USD (0)
YTD High   date	136.8630 USD (2024/03/21)
YTD Low   date	106.1048 USD (2024/01/03)
52 Weeks High   date	136.8630 USD (2024/03/21)
52 Weeks Low   date	97.4214 USD (2023/04/27)

## Recent Research

on underlying	on sector	on market	
Date		Headline	Download
2024/04/03		Global Equity Ratings	
2024/03/13		Global Equity Ratings	
2024/02/22		Global Equity Ratings	
2024/02/14		Global Equity Ratings	
2024/01/23		Global Equity Ratings	