

# OCI N.V. FUTURE (OICG) - EUX/C12

2024/10/18 19:07:22

Price  
**25.2981** EUR

Difference  0.39% (0.10)

### General attributes

Symbol	OICGC12
Exchange	Eurex
Currency	EUR
Security type	Future
Underlying	OCI N.V.
Maturity	10-2025
Contract size	100

### Market data

Bid (Bid size)	- EUR (-)
Ask (Ask size)	- EUR (-)
Open	25.2981 EUR
High	25.2981 EUR
Low	25.2981 EUR
Close (prev. day)	25.2005 EUR
Underlying	OCI N.V.
Underlying price (date)	25.15 (24/10/18)
Settlement price (date)	25.34 (24/10/18)
Open Interest	0

### Performance and Risk

	6m	1Y	3Y
Perf (%)	-1.11%	+3.53%	-
Perf (abs.)	-0.28	+0.86	-
Beta	-	-	-
Volatility	36.51	49.15	-

### Futures and Options

Related Futures	-
Related Options	-

5Y











Information about previous performance does not guarantee future performance.  
Source: FactSet

### Price data

Ø price 5 days   Ø volume 5 days (pcs.)	25.6636 EUR (0)
Ø price 30 days   Ø volume 30 days (pcs.)	26.4097 EUR (0)
Ø price 100 days   Ø volume 100 days (pcs.)	25.6136 EUR (0)
Ø price 250 days   Ø volume 250 days (pcs.)	24.5485 EUR (0)
YTD High   date	29.3669 EUR (2024/09/02)
YTD Low   date	21.7774 EUR (2024/08/02)
52 Weeks High   date	29.3669 EUR (2024/09/02)
52 Weeks Low   date	17.0423 EUR (2023/12/04)

### Recent Research

on sector		on market	
Date		Headline	Download
2024/09/27		Global Equity Ratings	
2024/09/11		Global Equity Ratings	
2024/09/05		Global Equity Ratings	
2024/08/12		Global Equity Ratings	
2024/07/24		Global Equity Ratings	