

MTU AERO ENGINES AG FUTURE (MTXF) - EUX/C12

2024/10/18 19:07:20

Price
318.1802 EUR

Difference  -0.57% (-1.81)

General attributes

Symbol	MTXFC12
Exchange	Eurex
Currency	EUR
Security type	Future
Underlying	MTU AERO ENGINES AG
Maturity	10-2025
Contract size	100

Market data

Bid (Bid size)	- EUR (-)
Ask (Ask size)	- EUR (-)
Open	318.1802 EUR
High	318.1802 EUR
Low	318.1802 EUR
Close (prev. day)	319.9939 EUR
Underlying	MTU AERO ENGINES AG
Underlying price (date)	311.00 (24/10/18)
Settlement price (date)	318.65 (24/10/18)
Open Interest	0

Performance and Risk

	6m	1Y	3Y
Perf (%)	+45.21%	+86.15%	-
Perf (abs.)	+99.06	+147.26	-
Beta	-	-	-
Volatility	26.31	23.84	-

Futures and Options

Related Futures	-
Related Options	-












Information about previous performance does not guarantee future performance.
Source: FactSet

Price data

Ø price 5 days Ø volume 5 days (pcs.)	312.3081 EUR (0)
Ø price 30 days Ø volume 30 days (pcs.)	290.9280 EUR (0)
Ø price 100 days Ø volume 100 days (pcs.)	273.3573 EUR (0)
Ø price 250 days Ø volume 250 days (pcs.)	236.1708 EUR (0)
YTD High date	319.9939 EUR (2024/10/17)
YTD Low date	198.6766 EUR (2024/01/03)
52 Weeks High date	319.9939 EUR (2024/10/17)
52 Weeks Low date	169.0013 EUR (2023/10/20)

Recent Research

on sector		on market	
Date		Headline	Download
2024/09/27		Global Equity Ratings	
2024/09/11		Global Equity Ratings	
2024/09/05		Global Equity Ratings	
2024/08/12		Global Equity Ratings	
2024/07/24		Global Equity Ratings	