

COCA-COLA CO., THE FUTURE (KOFF) - EUX/C11

2024/07/16 18:50:40

Price
65.2324 USDDifference  0.35% (0.23)

General attributes

| | |
|---------------|--------------|
| Symbol | KOFFC11 |
| Exchange | Eurex |
| Currency | USD |
| Security type | Future |
| Underlying | COCA-COLA CO |
| Maturity | 05-2025 |
| Contract size | 100 |

Market data

| | |
|-------------------------|------------------|
| Bid (Bid size) | - USD (-) |
| Ask (Ask size) | - USD (-) |
| Open | 65.2324 USD |
| High | 65.2324 USD |
| Low | 65.2324 USD |
| Close (prev. day) | 65.0029 USD |
| Underlying | COCA-COLA CO |
| Underlying price (date) | 64.27 (24/07/16) |
| Settlement price (date) | 65.23 (24/07/16) |
| Open Interest | 0 |

Performance and Risk

| | 6m | 1Y | 3Y |
|-------------|--------|--------|----|
| Perf (%) | +6.40% | +4.89% | - |
| Perf (abs.) | +3.92 | +3.04 | - |
| Beta | - | - | - |
| Volatility | 10.97 | 12.17 | - |

Futures and Options

| | |
|-----------------|---|
| Related Futures | - |
| Related Options | - |













Information about previous performance does not guarantee future performance.
Source: FactSet

Price data

| | |
|---|--------------------------|
| Ø price 5 days Ø volume 5 days (pcs.) | 64.7374 USD (0) |
| Ø price 30 days Ø volume 30 days (pcs.) | 64.3370 USD (0) |
| Ø price 100 days Ø volume 100 days (pcs.) | 61.9762 USD (0) |
| Ø price 250 days Ø volume 250 days (pcs.) | 60.3346 USD (0) |
| YTD High date | 65.2324 USD (2024/07/16) |
| YTD Low date | 59.5069 USD (2024/04/17) |
| 52 Weeks High date | 65.2324 USD (2024/07/16) |
| 52 Weeks Low date | 53.6079 USD (2023/10/09) |

Recent Research

| on underlying | on sector | on market | |
|---------------|---|-----------------------|---|
| Date | | Headline | Download |
| 2024/07/12 |  | Global Equity Ratings |  |
| 2024/06/21 |  | Global Equity Ratings |  |
| 2024/06/14 |  | Global Equity Ratings |  |
| 2024/05/29 |  | Global Equity Ratings |  |
| 2024/04/26 |  | Global Equity Ratings |  |